

Results Booklet



# GRAND PRIX DE FRANCE HISTORIQUE



CIRCUIT PAUL RICARD

7-8-9 AVRIL 2023

LE CASTELLET [ VAR - 83 ]



07 - 09 April 2023

**(01) BOSS GP : F1 90's & 2000's**

Circuit Paul Ricard (1CV2) (5.842 km)

**Free Practices 1**

Classification on the best lap

**Provisional Ranking**

Pos.	No.	Cat	Cat. P	Name	N	Car	Year	B. Lap	In lap	Gap 1rst	Gap prev	Av. BL	Laps
1	1	F1	1	GERSTL Ingo	AUT	Toro Rosso STR1 - Cosworth TJ, 3000cc V10	2006	<b>1:51.930</b>	3	-	-	187.8	5
2	81	Formula	1	FAGGIONATO Marc	MCO	Dallara GP2 - Mecachrome, 4000cc V8	2011	<b>1:52.091</b>	7	0.161	0.161	187.6	11
3	32	Formula	2	COLOMBO Simone	ITA	Dallara GP2 - Mecachrome, 4000cc V8	2011	<b>1:52.861</b>	9	0.931	0.770	186.3	11
4	10	Open	1	PIZZONIA Antonio	BRA	Dallara World Series V8 - T12 - Gibson, 4500cc V8	2012	<b>1:53.228</b>	7	1.298	0.367	185.7	8
5	27	Formula	3	GHIOTTO Marco	ITA	Dallara GP2 - Mecachrome, 4000cc V8	2011	<b>1:53.639</b>	7	1.709	0.411	185.0	11
6	3	F1	2	SIRGUE Didier	FRA	Jaguar R2 - Cosworth, 3000cc V10	2001	<b>1:57.842</b>	8	5.912	4.203	178.4	8
7	50	Formula	4	MORETTI David	FRA	Dallara GP2 - Mecachrome, 4000cc V8	2005	<b>1:59.013</b>	8	7.083	1.171	176.7	8
8	43	Formula	5	PEDETTI Giancarlo	ITA	Dallara GP2 - Mecachrome, 4000cc V8	2011	<b>2:03.670</b>	10	11.740	4.657	170.0	11
9	61	Formula	6	PEYRE Jean-Christophe	FRA	Lola Auto GP - Zytec, 3400cc V8	2005	<b>2:06.077</b>	10	14.147	2.407	166.8	10
10	77	Formula	7	CHECCO	ITA	Dallara GP2 - Mecachrome, 4000cc V8	2011	<b>2:08.758</b>	2	16.828	2.681	163.3	2
11	69	Formula	8	JACKERMEIER Thomas	DEU	Dallara GP2 - Mecachrome, 4000cc V8	2011	<b>2:08.987</b>	3	17.057	0.229	163.0	4
12	7	F1	3	EHNINGER Ulf	DEU	Benetton B197 - Judd, 4000cc V10	1997	<b>2:09.352</b>	2	17.422	0.365	162.5	3
13	118	Super Lights	1	CLAUSNITZER Henry	DEU	Tatuus World Series - Renault, 3500cc V6	2003	<b>2:15.406</b>	6	23.476	6.054	155.3	7
14	44	Formula	9	JAKOUBEK Thomas	AUT	Dallara GP2 - Mecachrome, 4000cc V8	2008	<b>2:39.649</b>	3	47.719	24.243	131.7	5
<b>WITHOUT 1 LAP</b>													
15	96	Formula	10	JACKERMEIER Simon	DEU	Dallara GP2 - Mecachrome, 4000cc V8	2011	-	0	-	-	-	3

**B. Lap : 1:51.930 (187.8 km/h), (No.1) GERSTL Ingo**

Results are provisional until the end of the protest period either 30 minutes after their official posting, subject to ongoing technical scrutineering checks or sporting incidents.

Race Director *12 52*  
*D. Sirgue*

Timekeeper :  
Florent Renault

*[Signature]*

07/04/2023 12:50



07 - 09 April 2023

**(01) BOSS GP : F1 90's & 2000's**

Circuit Paul Ricard (1CV2) (5.842 km)

**Free Practices 1**

Lap by lap

Laps	Time	S1	S2	SP	S3	L. Lap	Laps	Time	S1	S2	SP	S3	L. Lap
<b>No. 1, GERSTL Ingo, Pos. 1</b>							<b>No. 32, COLOMBO Simone, Pos. 3</b>						
1	12:23:36	39.194	38.486	257.1	52.217	3:35.921	1	12:22:54	43.235	41.448	213.4	56.952	2:53.201
2	12:25:31	32.841	33.144	247.9	48.550	1:54.535	2	12:24:56	34.463	36.641	232.5	51.370	2:02.474
3	12:27:23	33.250	32.844	243.3	45.836	1:51.930	3	12:26:50	31.838	33.891	217.9	47.682	1:53.411
4	12:29:08	-	-	-	-	1:45.324	4	12:28:53	31.649	37.978	196.2	53.584	Pit In
5	12:31:23	38.154	42.138	209.6	54.446	Pit In	5	12:34:10	3:46.450	36.223	222.1	54.650	5:17.323
-	-	-	-	-	-	-	6	12:36:12	33.458	34.814	233.5	54.053	2:02.325
							7	12:38:06	31.139	33.802	232.5	48.935	Pit In
							8	12:40:51	1:17.627	35.934	228.9	50.990	2:44.551
							9	12:42:44	31.325	33.525	219.7	48.011	1:52.861
							10	12:44:39	31.540	35.024	229.9	48.524	1:55.088
							11	12:46:33	32.160	34.082	225.9	47.839	1:54.081
							-	-	-	-	-	-	-
<b>No. 3, SIRGUE Didier, Pos. 6</b>							<b>No. 43, PEDETTI Giancarlo, Pos. 8</b>						
1	12:24:11	42.599	40.782	233.5	55.854	4:10.463	1	12:23:53	45.470	44.410	201.5	1:04.503	3:52.424
2	12:26:19	35.515	37.558	226.4	54.870	2:07.943	2	12:26:17	40.084	43.256	224.5	1:00.932	2:24.272
3	12:28:22	36.031	36.143	239.4	50.794	Pit In	3	12:28:33	-	-	-	-	2:15.519
4	12:37:47	7:37.278	49.909	232.0	58.104	9:25.291	4	12:31:30	47.355	54.250	195.1	1:16.024	2:57.629
5	12:39:53	36.609	36.331	241.1	52.559	2:05.499	5	12:33:48	40.430	38.415	240.0	58.344	2:17.189
6	12:41:53	33.726	35.702	231.4	50.548	1:59.976	6	12:35:54	34.906	37.337	224.0	54.562	2:06.805
7	12:43:55	33.069	36.304	242.7	52.676	2:02.049	7	12:38:17	34.287	36.316	201.5	1:11.987	2:22.590
8	12:45:53	33.091	34.723	247.3	50.028	1:57.842	8	12:40:25	35.853	37.384	228.9	54.920	2:08.157
-	-	-	-	-	-	-	9	12:42:31	36.145	36.256	235.6	53.343	2:05.744
							10	12:44:35	33.865	35.567	240.5	54.238	2:03.670
							11	12:47:12	38.754	47.490	156.7	1:11.289	Pit In
							-	-	-	-	-	-	-
<b>No. 7, EHNINGER Ulf, Pos. 12</b>							<b>No. 44, JAKOUBEK Thomas, Pos. 14</b>						
1	12:25:03	47.430	44.760	221.1	58.792	5:02.947	1	12:26:08	49.789	49.924	214.8	1:06.007	Pit In
2	12:27:13	37.019	-	-	-	2:09.352	2	12:31:35	3:26.713	49.893	205.1	1:10.747	5:27.353
3	12:31:13	40.362	1:48.080	92.7	1:32.227	Pit In	3	12:34:15	40.457	45.792	192.6	1:13.400	2:39.649
-	-	-	-	-	-	-	4	12:37:52	58.020	1:23.487	93.9	1:15.070	Pit In
							5	12:43:36	4:07.706	41.335	217.0	55.539	Pit In
							-	-	-	-	-	-	-
<b>No. 10, PIZZONIA Antonio, Pos. 4</b>							<b>No. 50, MORETTI David, Pos. 7</b>						
1	12:24:03	42.889	42.809	231.4	47.102	Pit In	1	12:23:26	46.064	44.524	180.6	1:04.417	3:25.128
2	12:31:27	4:45.143	57.130	137.0	1:41.031	7:23.304	2	12:25:33	37.823	37.126	212.1	52.294	2:07.243
3	12:33:29	34.917	36.956	226.9	50.605	2:02.478	3	12:27:36	35.841	35.657	205.5	51.686	2:03.184
4	12:35:24	31.922	34.396	229.9	48.520	1:54.838	4	12:29:43	31.788	38.312	176.3	56.940	Pit In
5	12:37:24	31.823	42.168	209.2	46.234	Pit In	5	12:35:08	3:52.582	37.919	219.7	54.032	5:24.533
6	12:42:42	3:53.539	35.316	228.9	49.147	5:18.002	6	12:38:16	45.292	1:07.269	121.5	1:15.856	Pit In
7	12:44:35	31.646	33.461	255.8	48.121	1:53.228	7	12:43:47	4:02.541	36.955	211.7	51.465	5:30.961
8	12:46:31	34.954	33.475	241.6	46.905	1:55.334	8	12:45:46	33.026	35.390	217.9	50.597	1:59.013
-	-	-	-	-	-	-	-	-	-	-	-	-	-
<b>No. 27, GHIOTTO Marco, Pos. 5</b>													
1	12:22:48	37.966	46.956	167.8	54.524	2:47.487							
2	12:24:49	33.740	37.508	238.9	49.726	2:00.974							
3	12:26:49	31.830	35.395	222.6	52.348	1:59.573							
4	12:28:48	-	-	-	-	1:59.100							
5	12:31:32	39.864	52.440	193.3	1:12.247	2:44.551							
6	12:33:38	39.696	36.564	241.1	49.344	2:05.604							
7	12:35:31	31.720	34.226	243.3	47.693	1:53.639							
8	12:37:54	32.298	48.233	174.0	1:02.007	2:22.538							
9	12:40:27	32.314	1:11.684	241.6	49.446	2:33.444							
10	12:42:24	33.277	35.166	238.9	47.825	1:56.268							
11	12:44:33	31.936	39.221	142.4	57.805	Pit In							
-	-	-	-	-	-	-							

07 - 09 April 2023

**(01) BOSS GP : F1 90's & 2000's**

Circuit Paul Ricard (1CV2) (5.842 km)

**Free Practices 1**

Lap by lap

Laps	Time	S1	S2	SP	S3	L. Lap	Laps	Time	S1	S2	SP	S3	L. Lap
<b>No. 61, PEYRE Jean-Christophe, Pos. 9</b>							4	12:36:25	38.502	42.811	182.5	58.319	2:19.632
1	12:23:50	52.706	54.105	168.3	1:07.477	3:49.439	5	12:38:41	37.371	41.989	197.3	57.098	2:16.458
2	12:26:16	42.265	48.303	180.0	55.335	Pit In	6	12:40:57	37.504	40.892	186.7	57.010	2:15.406
3	12:31:26	2:26.165	1:00.200	97.0	1:43.779	5:10.144	7	12:43:07	37.320	41.206	185.4	51.697	Pit In
4	12:33:48	40.179	42.587	211.7	58.876	2:21.642	-	-	-	-	-	-	-
5	12:35:59	37.114	-	-	-	2:11.413	-	-	-	-	-	-	-
6	12:38:18	36.963	40.544	214.3	1:01.668	2:19.175	-	-	-	-	-	-	-
7	12:40:30	36.960	39.387	217.0	55.248	2:11.595	-	-	-	-	-	-	-
8	12:42:38	36.306	38.388	219.7	53.721	2:08.415	-	-	-	-	-	-	-
9	12:44:47	36.299	38.351	225.9	54.403	2:09.053	-	-	-	-	-	-	-
10	12:46:53	35.366	37.599	221.1	53.112	2:06.077	-	-	-	-	-	-	-
-	-	-	-	-	-	-	-	-	-	-	-	-	-
<b>No. 69, JACKERMEIER Thomas, Pos. 11</b>							-	-	-	-	-	-	-
1	12:31:32	44.899	51.963	207.9	1:13.378	11:31.536	-	-	-	-	-	-	-
2	12:33:53	41.000	43.154	223.0	56.941	2:21.095	-	-	-	-	-	-	-
3	12:36:02	36.604	38.657	237.8	53.726	2:08.987	-	-	-	-	-	-	-
4	12:38:24	34.611	42.000	114.3	1:05.414	Pit In	-	-	-	-	-	-	-
-	-	-	-	-	-	-	-	-	-	-	-	-	-
<b>No. 77, CHECCO, Pos. 10</b>							-	-	-	-	-	-	-
1	12:23:20	39.843	42.507	232.0	54.595	3:19.868	-	-	-	-	-	-	-
2	12:25:29	34.485	37.274	229.9	56.999	2:08.758	-	-	-	-	-	-	-
-	-	34.221	35.615	239.4	-	-	-	-	-	-	-	-	-
<b>No. 81, FAGGIONATO Marc, Pos. 2</b>							-	-	-	-	-	-	-
1	12:26:02	41.774	41.395	223.5	56.529	6:01.484	-	-	-	-	-	-	-
2	12:28:03	33.678	35.317	229.4	52.342	2:01.337	-	-	-	-	-	-	-
3	12:30:44	-	-	-	-	2:40.289	-	-	-	-	-	-	-
4	12:33:00	48.339	36.928	218.8	51.302	2:16.569	-	-	-	-	-	-	-
5	12:34:57	32.861	34.866	203.9	49.119	1:56.846	-	-	-	-	-	-	-
6	12:36:51	32.527	34.185	222.6	47.547	1:54.259	-	-	-	-	-	-	-
7	12:38:43	31.248	33.802	221.1	47.041	1:52.091	-	-	-	-	-	-	-
8	12:40:53	36.908	40.415	187.4	52.303	2:09.626	-	-	-	-	-	-	-
9	12:42:46	31.499	33.967	222.6	47.296	1:52.762	-	-	-	-	-	-	-
10	12:44:39	30.918	34.673	227.4	48.097	1:53.688	-	-	-	-	-	-	-
11	12:46:29	33.100	35.289	236.7	40.883	Pit In	-	-	-	-	-	-	-
-	-	-	-	-	-	-	-	-	-	-	-	-	-
<b>No. 96, JACKERMEIER Simon, Pos. 15</b>							-	-	-	-	-	-	-
1	12:34:41	1:06.108	1:03.667	149.1	1:37.155	14:40.305	-	-	-	-	-	-	-
2	12:38:13	1:07.224	1:08.788	139.7	1:15.706	Pit In	-	-	-	-	-	-	-
3	12:47:52	7:43.267	51.554	192.2	1:05.051	Pit In	-	-	-	-	-	-	-
-	-	-	-	-	-	-	-	-	-	-	-	-	-
<b>No. 118, CLAUSNITZER Henry, Pos. 13</b>							-	-	-	-	-	-	-
1	12:28:05	48.860	45.888	178.1	1:06.332	8:04.340	-	-	-	-	-	-	-
2	12:31:27	41.068	57.153	91.9	1:44.151	3:22.372	-	-	-	-	-	-	-
3	12:34:05	45.555	51.053	175.7	1:01.182	2:37.790	-	-	-	-	-	-	-

07 - 09 April 2023

(01) BOSS GP : F1 90's & 2000's

Circuit Paul Ricard (1CV2) (5.842 km)

Free Practices 1

Classification on best sectors

Pos.	No.	Ideal L.time	B. Lap	Gap B.Lap	No.	Best S1	In Lap S1	No.	Best S2	In Lap S2	No.	Best S3	In Lap S3	No.	Best SP	In Lap SP
1	1	1:51.521	1:51.930	0.409	81	30.918	10	1	32.844	3	1	45.836	3	1	257.1	1
2	81	1:51.761	1:52.091	0.330	32	31.139	7	10	33.461	7	10	46.905	8	10	255.8	7
3	10	1:52.012	1:53.228	1.216	10	31.646	7	32	33.525	9	81	47.041	7	3	247.3	8
4	32	1:52.346	1:52.861	0.515	27	31.720	7	81	33.802	7	32	47.682	3	27	243.3	7
5	27	1:53.639	1:53.639	-	50	31.788	4	27	34.226	7	27	47.693	7	43	240.5	10
6	50	1:57.775	1:59.013	1.238	1	32.841	2	3	34.723	8	3	50.028	8	77	239.4	3
7	3	1:57.820	1:57.842	0.022	3	33.069	7	50	35.390	8	50	50.597	8	69	237.8	3
8	43	2:02.775	2:03.670	0.895	43	33.865	10	43	35.567	10	61	53.112	10	81	236.7	11
9	77	2:04.431	2:08.758	4.327	77	34.221	3	77	35.615	3	43	53.343	9	32	233.5	6
10	61	2:06.077	2:06.077	-	69	34.611	4	61	37.599	10	69	53.726	3	61	225.9	9
11	69	2:06.994	2:08.987	1.993	61	35.366	10	69	38.657	3	77	54.595	1	7	221.1	1
12	7	2:09.352	2:09.352	-	7	37.019	2	118	40.892	6	118	57.010	6	50	219.7	5
13	118	2:15.222	2:15.406	0.184	118	37.320	7	44	41.335	5	7	58.792	1	44	217.0	5
14	44	2:32.539	2:39.649	7.110	44	40.457	3	7	44.760	1	44	1:10.747	2	118	197.3	5
15	96	-	-	-	96	1:07.224	2	96	51.554	3	96	1:37.155	1	96	192.2	3

07 - 09 April 2023

(01) BOSS GP : F1 90's & 2000's

Circuit Paul Ricard (1CV2) (5.842 km)

Classification Free Practice

Classification on the best lap

Pos.	No.	Name	Cat	Car	Practice 1	Practice 2	B. Lap	Gap 1st	Gap prev
1	1	GERSTL Ingo	F1	Toro Rosso STR1 - Cosworth TJ, 3000cc V10	1:51.930	1:44.470	1:44.470	-	-
2	10	PIZZONIA Antonio	Open	Dallara World Series V8 - T12 - Gibson, 4500cc	1:53.228	1:47.711	1:47.711	3.241	3.241
3	81	FAGGIONATO Marc	Formula	Dallara GP2 - Mecachrome, 4000cc V8	1:52.091	1:50.551	1:50.551	6.081	2.840
4	27	GHIOTTO Marco	Formula	Dallara GP2 - Mecachrome, 4000cc V8	1:53.639	1:50.915	1:50.915	6.445	0.364
5	32	COLOMBO Simone	Formula	Dallara GP2 - Mecachrome, 4000cc V8	1:52.861	1:51.486	1:51.486	7.016	0.571
6	50	MORETTI David	Formula	Dallara GP2 - Mecachrome, 4000cc V8	1:59.013	1:53.865	1:53.865	9.395	2.379
7	7	EHNINGER Ulf	F1	Benetton B197 - Judd, 4000cc V10	2:09.352	1:55.262	1:55.262	10.792	1.397
8	77	CHECCO	Formula	Dallara GP2 - Mecachrome, 4000cc V8	2:08.758	1:56.789	1:56.789	12.319	1.527
9	3	SIRGUE Didier	F1	Jaguar R2 - Cosworth, 3000cc V10	1:57.842	1:57.510	1:57.510	13.040	0.721
10	69	JACKERMEIER Thomas	Formula	Dallara GP2 - Mecachrome, 4000cc V8	2:08.987	1:59.803	1:59.803	15.333	2.293
11	43	PEDETTI Giancarlo	Formula	Dallara GP2 - Mecachrome, 4000cc V8	2:03.670	2:01.097	2:01.097	16.627	1.294
12	61	PEYRE Jean-Christophe	Formula	Lola Auto GP - Zytek, 3400cc V8	2:06.077	2:04.138	2:04.138	19.668	3.041
13	44	JAKOUBEK Thomas	Formula	Dallara GP2 - Mecachrome, 4000cc V8	2:39.649	2:04.720	2:04.720	20.250	0.582
14	118	CLAUSNITZER Henry	Super Lights	Tatuus World Series - Renault, 3500cc V6	2:15.406	2:12.261	2:12.261	27.791	7.541
<b>NO TIME</b>									
15	96	JACKERMEIER Simon	Formula	Dallara GP2 - Mecachrome, 4000cc V8	-	-	-	-	-

Race Director

*D. Sicling* 16:58

Timekeeping

FLORENT RENAULT  
*[Signature]*



07 - 09 April 2023

**(01) BOSS GP : F1 90's & 2000's**

Circuit Paul Ricard (1CV2) (5.842 km)

**Free Practices 2**

Classification on the best lap

**Final Ranking**

Pos.	No.	Cat	Cat. P	Name	N	Car	Year	B. Lap	In lap	Gap 1st	Gap prev	Av. BL	Laps
1	1	F1	1	GERSTL Ingo	AUT	Toro Rosso STR1 - Cosworth TJ, 3000cc V10	2006	<b>1:44.470</b>	3	-	-	201.3	4
2	10	Open	1	PIZZONIA Antonio	BRA	Dallara World Series V8 - T12 - Gibson, 4500cc V8	2012	<b>1:47.711</b>	10	3.241	3.241	195.2	13
3	81	Formula	1	FAGGIONATO Marc	MCO	Dallara GP2 - Mecachrome, 4000cc V8	2011	<b>1:50.551</b>	11	6.081	2.840	190.2	13
4	27	Formula	2	GHIOTTO Marco	ITA	Dallara GP2 - Mecachrome, 4000cc V8	2011	<b>1:50.915</b>	6	6.445	0.364	189.6	9
5	32	Formula	3	COLOMBO Simone	ITA	Dallara GP2 - Mecachrome, 4000cc V8	2011	<b>1:51.486</b>	12	7.016	0.571	188.6	12
6	50	Formula	4	MORETTI David	FRA	Dallara GP2 - Mecachrome, 4000cc V8	2005	<b>1:53.865</b>	11	9.395	2.379	184.7	12
7	7	F1	2	EHNINGER Ulf	DEU	Benetton B197 - Judd, 4000cc V10	1997	<b>1:55.262</b>	8	10.792	1.397	182.4	9
8	77	Formula	5	CHECCO	ITA	Dallara GP2 - Mecachrome, 4000cc V8	2011	<b>1:56.789</b>	7	12.319	1.527	180.0	12
9	3	F1	3	SIRGUE Didier	FRA	Jaguar R2 - Cosworth, 3000cc V10	2001	<b>1:57.510</b>	4	13.040	0.721	178.9	6
10	69	Formula	6	JACKERMEIER Thomas	DEU	Dallara GP2 - Mecachrome, 4000cc V8	2011	<b>1:59.803</b>	6	15.333	2.293	175.5	12
11	43	Formula	7	PEDETTI Giancarlo	ITA	Dallara GP2 - Mecachrome, 4000cc V8	2011	<b>2:01.097</b>	10	16.627	1.294	173.6	11
12	61	Formula	8	PEYRE Jean-Christophe	FRA	Lola Auto GP - Zytek, 3400cc V8	2005	<b>2:04.138</b>	10	19.668	3.041	169.4	11
13	44	Formula	9	JAKOUBEK Thomas	AUT	Dallara GP2 - Mecachrome, 4000cc V8	2008	<b>2:04.720</b>	10	20.250	0.582	168.6	11
14	118	Super Lights	1	CLAUSNITZER Henry	DEU	Tatuus World Series - Renault , 3500cc V6	2003	<b>2:12.261</b>	9	27.791	7.541	159.0	10

**NO TIME**

15	96	Formula	10	JACKERMEIER Simon	DEU	Dallara GP2 - Mecachrome, 4000cc V8	2011	-	0	-	-	-	0
----	----	---------	----	-------------------	-----	-------------------------------------	------	---	---	---	---	---	---

**B. Lap : 1:44.470 (201.3 km/h), (No.1) GERSTL Ingo**

Chairman

ASN Steward

ASN Steward

07 - 09 April 2023

**(01) BOSS GP : F1 90's & 2000's**

Circuit Paul Ricard (1CV2) (5.842 km)

**Free Practices 2**

Lap by lap

Laps	Time	S1	S2	SP	S3	L. Lap	Laps	Time	S1	S2	SP	S3	L. Lap
<b>No. 1, GERSTL Ingo, Pos. 1</b>							<b>No. 32, COLOMBO Simone, Pos. 5</b>						
1	16:26:33	35.893	35.229	254.6	47.848	2:33.108	1	16:26:36	40.635	38.454	224.0	51.274	2:36.484
2	16:28:22	30.554	31.850	246.2	47.208	1:49.612	2	16:28:30	32.254	33.927	224.0	47.996	1:54.177
3	16:30:07	29.212	-	-	-	1:44.470	3	16:30:22	31.471	33.322	225.4	47.188	1:51.981
4	16:31:56	30.005	37.258	225.9	41.757	Pit In	4	16:32:27	37.688	37.070	224.5	49.506	2:04.264
-	-	-	-	-	-	-	5	16:34:24	31.624	39.446	206.3	46.843	Pit In
-	-	-	-	-	-	-	6	16:38:11	2:20.808	36.738	232.5	49.276	3:46.822
-	-	-	-	-	-	-	7	16:40:04	31.698	33.920	225.9	47.557	1:53.175
-	-	-	-	-	-	-	8	16:41:57	31.502	33.514	240.5	47.151	1:52.167
<b>No. 3, SIRGUE Didier, Pos. 9</b>							<b>No. 43, PEDETTI Giancarlo, Pos. 11</b>						
1	16:27:41	38.289	39.545	249.7	57.213	3:41.301	1	16:28:36	47.860	47.873	212.1	1:03.275	4:36.448
2	16:29:43	34.367	35.557	237.2	51.894	2:01.818	2	16:30:52	39.258	39.646	229.9	56.959	2:15.863
3	16:31:42	33.776	34.942	256.5	50.901	1:59.619	3	16:33:01	35.625	37.993	226.4	55.030	2:08.648
4	16:33:40	32.928	34.386	257.7	50.196	1:57.510	4	16:35:06	35.175	36.716	225.9	53.635	2:05.526
5	16:35:56	37.448	45.539	196.6	52.936	Pit In	5	16:37:14	35.056	36.793	228.4	55.679	2:07.528
6	16:45:45	8:17.895	39.177	238.3	52.393	9:49.465	6	16:39:19	34.786	36.731	230.9	53.427	2:04.944
-	-	32.919	-	-	-	-	7	16:41:22	34.293	36.219	235.6	52.674	2:03.186
-	-	-	-	-	-	-	8	16:43:24	33.626	35.873	238.3	53.028	2:02.527
<b>No. 7, EHNINGER Ulf, Pos. 7</b>							<b>No. 44, JAKOUBEK Thomas, Pos. 13</b>						
1	16:27:03	42.109	-	-	-	3:03.376	1	16:26:54	41.229	40.876	226.9	56.608	2:54.386
2	16:29:09	36.293	37.023	241.1	52.770	2:06.086	2	16:29:03	36.266	38.326	235.6	54.873	2:09.465
3	16:31:10	34.025	-	-	-	2:01.287	3	16:31:10	35.325	37.550	209.6	54.061	2:06.936
4	16:33:10	33.360	-	-	-	1:59.154	4	16:33:21	37.174	38.655	217.9	54.735	2:10.564
5	16:35:07	32.586	34.265	239.4	50.399	1:57.250	5	16:35:29	35.368	38.362	228.9	54.344	2:08.074
6	16:37:03	33.315	-	-	-	1:56.036	6	16:37:35	35.895	36.906	224.5	53.323	2:06.124
7	16:39:00	32.143	33.696	246.8	51.231	1:57.070	7	16:39:41	34.924	37.076	241.1	53.907	2:05.907
8	16:40:55	32.170	33.517	-	49.575	1:55.262	8	16:41:47	35.303	37.016	229.9	53.648	2:05.967
9	16:42:46	34.061	33.784	249.7	42.732	Pit In	9	16:43:52	34.944	36.934	238.3	53.328	2:05.206
-	-	-	-	-	-	-	10	16:45:57	35.264	36.967	235.6	52.489	2:04.720
-	-	-	-	-	-	-	11	16:47:55	34.712	37.923	222.1	45.736	Pit In
<b>No. 10, PIZZONIA Antonio, Pos. 2</b>							<b>No. 27, GHIOTTO Marco, Pos. 4</b>						
1	16:26:43	36.450	36.784	219.3	49.408	2:43.579	1	16:26:38	38.564	37.535	241.1	49.324	2:38.478
2	16:28:34	31.436	33.019	222.6	46.631	1:51.086	2	16:28:32	32.259	34.389	251.5	47.729	1:54.377
3	16:30:24	30.665	33.270	237.8	45.856	1:49.791	3	16:30:27	31.998	34.450	243.3	47.822	1:54.270
4	16:32:25	34.335	37.147	212.1	49.525	2:01.007	4	16:32:47	37.943	47.601	181.5	54.691	Pit In
5	16:34:13	30.354	32.257	238.9	45.545	1:48.156	-	-	-	-	-	-	-
6	16:36:01	30.131	32.611	246.2	45.117	1:47.859	-	-	-	-	-	-	-
7	16:37:50	30.104	32.504	249.1	45.834	1:48.442	-	-	-	-	-	-	-
8	16:39:56	37.151	38.733	240.0	50.721	2:06.605	-	-	-	-	-	-	-
9	16:41:44	30.267	32.494	224.0	45.093	1:47.854	-	-	-	-	-	-	-
10	16:43:32	29.936	32.603	236.1	45.172	1:47.711	-	-	-	-	-	-	-
11	16:45:41	35.431	40.863	197.7	53.023	2:09.317	-	-	-	-	-	-	-
12	16:47:53	30.185	37.294	109.5	1:04.582	2:12.061	-	-	-	-	-	-	-
13	16:49:48	30.122	35.400	200.7	49.801	Pit In	-	-	-	-	-	-	-
-	-	-	-	-	-	-	-	-	-	-	-	-	-



Start : 16:24, End : 16:49



07 - 09 April 2023

**(01) BOSS GP : F1 90's & 2000's**

Circuit Paul Ricard (1CV2) (5.842 km)

**Free Practices 2**

Lap by lap

Laps	Time	S1	S2	SP	S3	L. Lap	Laps	Time	S1	S2	SP	S3	L. Lap
<b>No. 44, JAKOUBEK Thomas, Pos. 13</b>							<b>No. 77, CHECCO, Pos. 8</b>						
11	16:47:55	34.712	37.923	222.1	45.736	Pit In	1	16:27:08	37.867	40.652	235.6	56.976	3:07.983
-	-	-	-	-	-	-	2	16:29:10	34.597	36.698	240.0	51.266	2:02.561
<b>No. 50, MORETTI David, Pos. 6</b>							3	16:31:12	34.096	35.327	238.9	52.175	2:01.598
1	16:27:24	45.053	40.643	206.3	52.803	3:24.636	4	16:33:13	35.856	35.739	236.7	50.022	2:01.617
2	16:29:21	32.431	35.089	218.4	49.395	1:56.915	5	16:35:11	32.723	35.121	235.1	49.584	1:57.428
3	16:31:15	31.274	34.355	232.0	48.300	1:53.929	6	16:37:12	32.988	34.666	246.2	53.350	2:01.004
4	16:33:21	33.021	38.373	224.5	54.619	2:06.013	7	16:39:09	32.432	34.718	240.0	49.639	1:56.789
5	16:35:17	32.908	34.121	219.7	48.738	1:55.767	8	16:41:07	32.650	34.583	241.1	50.753	1:57.986
6	16:37:13	31.181	34.406	216.5	50.241	1:55.828	9	16:43:04	33.167	34.703	237.2	49.985	1:57.855
7	16:39:09	31.926	34.714	238.9	49.446	1:56.086	10	16:45:32	42.069	49.946	198.4	55.595	2:27.610
8	16:41:16	34.093	39.529	208.8	53.496	2:07.118	11	16:47:29	32.884	35.165	232.5	49.136	1:57.185
9	16:43:16	31.396	36.526	207.5	52.627	2:00.549	12	16:49:47	36.291	44.542	165.9	56.563	Pit In
10	16:45:16	31.259	39.463	213.0	49.283	2:00.005	-	-	-	-	-	-	-
11	16:47:10	31.134	33.850	220.7	48.881	1:53.865	<b>No. 81, FAGGIONATO Marc, Pos. 3</b>						
12	16:49:05	31.208	38.738	222.6	45.123	Pit In	1	16:27:19	42.184	43.349	207.5	54.582	3:19.198
-	-	-	-	-	-	-	2	16:29:16	32.641	35.706	188.4	48.852	1:57.199
<b>No. 61, PEYRE Jean-Christophe, Pos. 12</b>							3	16:31:11	31.114	33.699	224.0	50.277	1:55.090
1	16:27:50	51.166	53.890	174.8	1:09.374	3:50.118	4	16:33:08	33.752	34.651	225.4	48.305	1:56.708
2	16:30:21	43.801	48.506	210.0	58.589	2:30.896	5	16:35:04	30.993	34.160	227.4	50.736	1:55.889
3	16:32:38	38.945	42.792	209.6	55.484	2:17.221	6	16:36:55	31.008	33.558	226.9	47.233	1:51.799
4	16:34:46	36.431	38.552	-	53.631	2:08.614	7	16:38:51	31.345	35.717	216.1	48.721	1:55.783
5	16:36:54	35.502	38.224	217.0	53.410	2:07.136	8	16:40:43	30.800	33.401	236.1	47.733	1:51.934
6	16:39:02	35.638	37.878	218.8	54.881	2:08.397	9	16:42:45	30.863	38.952	197.3	52.391	2:02.206
7	16:41:09	35.711	37.457	227.4	54.066	2:07.234	10	16:44:37	30.771	33.441	236.7	46.956	1:51.168
8	16:43:18	35.483	38.914	217.0	54.771	2:09.168	11	16:46:27	30.306	33.294	231.4	46.951	1:50.551
9	16:45:23	34.976	37.502	227.9	52.225	2:04.703	12	16:48:24	32.700	37.001	225.9	47.647	1:57.348
10	16:47:27	34.658	-	-	-	2:04.138	13	16:50:18	30.556	35.389	222.1	47.894	1:53.839
11	16:49:33	35.158	-	-	-	2:05.843	-	-	-	-	-	-	-
-	-	-	-	-	-	-	<b>No. 118, CLAUSNITZER Henry, Pos. 14</b>						
<b>No. 69, JACKERMEIER Thomas, Pos. 10</b>							1	16:27:46	42.624	45.790	179.3	59.616	3:46.668
1	16:27:58	39.446	39.576	203.1	57.937	3:57.967	2	16:30:02	38.347	41.303	198.1	56.243	2:15.893
2	16:30:07	36.321	37.767	237.2	55.139	2:09.227	3	16:32:14	36.529	40.041	186.7	55.720	2:12.290
3	16:32:11	34.345	37.768	238.3	52.338	2:04.451	4	16:34:28	36.827	40.916	186.7	55.876	2:13.619
4	16:34:13	33.928	35.798	240.0	52.454	2:02.180	5	16:36:42	36.982	40.521	186.4	56.019	2:13.522
5	16:36:14	33.257	36.155	234.6	50.947	2:00.359	6	16:38:55	37.593	43.770	192.6	51.604	Pit In
6	16:38:14	33.300	35.840	239.4	50.663	1:59.803	7	16:44:15	3:41.125	41.808	190.5	57.951	5:20.884
7	16:40:16	34.611	35.488	239.4	51.997	2:02.096	8	16:46:30	38.148	40.882	180.0	55.914	2:14.944
8	16:42:16	33.714	36.061	236.7	50.896	2:00.671	9	16:48:43	36.548	40.216	184.1	55.497	2:12.261
9	16:44:17	32.775	35.847	227.9	51.553	2:00.175	10	16:50:52	38.177	41.788	187.4	49.017	Pit In
10	16:46:17	33.435	36.284	225.9	50.973	2:00.692	-	-	-	-	-	-	-
11	16:48:21	32.880	37.853	236.1	52.563	2:03.296	-	-	-	-	-	-	-
12	16:50:17	33.647	37.727	232.5	45.151	Pit In	-	-	-	-	-	-	-



Start : 16:24, End : 16:49

07 - 09 April 2023

**(01) BOSS GP : F1 90's & 2000's**

Circuit Paul Ricard (1CV2) (5.842 km)

**Free Practices 2**

Classification on best sectors

Pos.	No.	Ideal L.time	B. Lap	Gap B.Lap	No.	Best S1	In Lap S1	No.	Best S2	In Lap S2	No.	Best S3	In Lap S3	No.	Best SP	In Lap SP
1	1	1:44.470	1:44.470	-	1	29.212	3	1	31.850	2	10	45.093	9	3	257.7	4
2	10	1:47.286	1:47.711	0.425	10	29.936	10	10	32.257	5	27	46.498	8	1	254.6	1
3	81	1:50.551	1:50.551	-	81	30.306	11	27	33.266	6	32	46.660	12	27	253.3	5
4	27	1:50.747	1:50.915	0.168	27	30.983	6	81	33.294	11	81	46.951	11	7	249.7	9
5	32	1:51.272	1:51.486	0.214	50	31.134	11	32	33.322	3	1	47.208	2	10	249.1	7
6	50	1:53.284	1:53.865	0.581	32	31.290	10	7	33.517	8	50	48.300	3	77	246.2	6
7	7	1:55.235	1:55.262	0.027	7	32.143	7	50	33.850	11	77	49.136	11	44	241.1	7
8	77	1:56.151	1:56.789	0.638	77	32.432	7	3	34.386	4	7	49.575	8	32	240.5	8
9	3	1:57.501	1:57.510	0.009	69	32.775	9	77	34.583	8	3	50.196	4	69	240.0	4
10	69	1:58.926	1:59.803	0.877	3	32.919	7	69	35.488	7	69	50.663	6	50	238.9	7
11	43	2:01.004	2:01.097	0.093	43	33.408	10	43	35.785	10	43	51.811	11	43	238.3	8
12	44	2:04.107	2:04.720	0.613	61	34.658	10	44	36.906	6	61	52.225	9	81	236.7	10
13	61	2:04.138	2:04.138	-	44	34.712	11	61	37.457	7	44	52.489	10	61	227.9	9
14	118	2:12.067	2:12.261	0.194	118	36.529	3	118	40.041	3	118	55.497	9	118	198.1	2
15	96	-	-	-	96	-	0	96	-	0	96	-	0	96	-	0

07 - 09 April 2023

**(01) BOSS GP : F1 90's & 2000's**

Circuit Paul Ricard (1CV2) (5.842 km)

**Free Practices 2**

Classification on the best lap

**Provisional Ranking**

Pos.	No.	Cat	Cat. P	Name	N	Car	Year	B. Lap	In lap	Gap 1st	Gap prev	Av. BL	Laps
1	1	F1	1	GERSTL Ingo	AUT	Toro Rosso STR1 - Cosworth TJ, 3000cc V10	2006	1:44.470	3	-	-	201.3	4
2	10	Open	1	PIZZONIA Antonio	BRA	Dallara World Series V8 - T12 - Gibson, 4500cc V8	2012	1:47.711	10	3.241	3.241	195.2	13
3	81	Formula	1	FAGGIONATO Marc	MCO	Dallara GP2 - Mecachrome, 4000cc V8	2011	1:50.551	11	6.081	2.840	190.2	13
4	27	Formula	2	GHIOTTO Marco	ITA	Dallara GP2 - Mecachrome, 4000cc V8	2011	1:50.915	6	6.445	0.364	189.6	9
5	32	Formula	3	COLOMBO Simone	ITA	Dallara GP2 - Mecachrome, 4000cc V8	2011	1:51.486	12	7.016	0.571	188.6	12
6	50	Formula	4	MORETTI David	FRA	Dallara GP2 - Mecachrome, 4000cc V8	2005	1:53.865	11	9.395	2.379	184.7	12
7	7	F1	2	EHNINGER Ulf	DEU	Benetton B197 - Judd, 4000cc V10	1997	1:55.262	8	10.792	1.397	182.4	9
8	77	Formula	5	CHECCO	ITA	Dallara GP2 - Mecachrome, 4000cc V8	2011	1:56.789	7	12.319	1.527	180.0	12
9	3	F1	3	SIRGUE Didier	FRA	Jaguar R2 - Cosworth, 3000cc V10	2001	1:57.510	4	13.040	0.721	178.9	6
10	69	Formula	6	JACKERMEIER Thomas	DEU	Dallara GP2 - Mecachrome, 4000cc V8	2011	1:59.803	6	15.333	2.293	175.5	12
11	43	Formula	7	PEDETTI Giancarlo	ITA	Dallara GP2 - Mecachrome, 4000cc V8	2011	2:01.097	10	16.627	1.294	173.6	11
12	61	Formula	8	PEYRE Jean-Christophe	FRA	Lola Auto GP - Zytek, 3400cc V8	2005	2:04.138	10	19.668	3.041	169.4	11
13	44	Formula	9	JAKOUBEK Thomas	AUT	Dallara GP2 - Mecachrome, 4000cc V8	2008	2:04.720	10	20.250	0.582	168.6	11
14	118	Super Lights	1	CLAUSNITZER Henry	DEU	Tatus World Series - Renault , 3500cc V6	2003	2:12.261	9	27.791	7.541	159.0	10
<b>NO TIME</b>													
15	96	Formula	10	JACKERMEIER Simon	DEU	Dallara GP2 - Mecachrome, 4000cc V8	2011	-	0	-	-	-	0

B. Lap : 1:44.470 (201.3 km/h), (No.1) GERSTL Ingo

Results are provisional until the end of the protest period either 30 minutes after their official posting, subject to ongoing technical scrutineering checks or sporting incidents.

*RD*  
*W. Sirguez* 16:55

Timekeeper :  
Florent Renault



07/04/2023 16:54

07 - 09 April 2023

**(01) BOSS GP : F1 90's & 2000's**

Circuit Paul Ricard (1CV2) (5.842 km)

**Qualifying Practices**

Classification on the best lap

**Provisional Ranking**

Pos.	No.	Cat	Cat. P	Name	N	Car	Year	B. Lap	In lap	Gap 1st	Gap prev	Av. BL	Laps
1	1	F1	1	GERSTL Ingo	AUT	Toro Rosso STR1 - Cosworth TJ, 3000cc V10	2006	<b>1:40.923</b>	4	-	-	208.3	5
2	10	Open	1	PIZZONIA Antonio	BRA	Dallara World Series V8 - T12 - Gibson, 4500cc V8	2012	<b>1:45.671</b>	4	4.748	4.748	199.0	5
3	81	Formula	1	FAGGIONATO Marc	MCO	Dallara GP2 - Mecachrome, 4000cc V8	2011	<b>1:51.213</b>	4	10.290	5.542	189.1	5
4	32	Formula	2	COLOMBO Simone	ITA	Dallara GP2 - Mecachrome, 4000cc V8	2011	<b>1:51.281</b>	4	10.358	0.068	188.9	5
5	27	Formula	3	GHIOTTO Marco	ITA	Dallara GP2 - Mecachrome, 4000cc V8	2011	<b>1:52.336</b>	2	11.413	1.055	187.2	4
6	77	Formula	4	CHECCO	ITA	Dallara GP2 - Mecachrome, 4000cc V8	2011	<b>1:52.646</b>	4	11.723	0.310	186.7	5
7	69	Formula	5	JACKERMEIER Thomas	DEU	Dallara GP2 - Mecachrome, 4000cc V8	2011	<b>1:54.243</b>	8	13.320	1.597	184.0	8
8	50	Formula	6	MORETTI David	FRA	Dallara GP2 - Mecachrome, 4000cc V8	2005	<b>1:54.532</b>	6	13.609	0.289	183.6	8
9	7	F1	2	EHNINGER Ulf	DEU	Benetton B197 - Judd, 4000cc V10	1997	<b>1:55.090</b>	5	14.167	0.558	182.7	8
10	61	Formula	7	PEYRE Jean-Christophe	FRA	Lola Auto GP - Zytek, 3400cc V8	2005	<b>2:00.984</b>	6	20.061	5.894	173.8	8
11	44	Formula	8	JAKOUBEK Thomas	AUT	Dallara GP2 - Mecachrome, 4000cc V8	2008	<b>2:01.515</b>	7	20.592	0.531	173.0	8
12	43	Formula	9	PEDETTI Giancarlo	ITA	Dallara GP2 - Mecachrome, 4000cc V8	2011	<b>2:04.166</b>	4	23.243	2.651	169.3	4
13	118	Super Lights	1	CLAUSNITZER Henry	DEU	Tatuus World Series - Renault , 3500cc V6	2003	<b>2:09.371</b>	5	28.448	5.205	162.5	6

**NO TIME**

14	3	F1	3	SIRGUE Didier	FRA	Jaguar R2 - Cosworth, 3000cc V10	2001	-	0	-	-	-	0
15	96	Formula	10	JACKERMEIER Simon	DEU	Dallara GP2 - Mecachrome, 4000cc V8	2011	-	0	-	-	-	0

**B. Lap : 1:40.923 (208.3 km/h), (No.1) GERSTL Ingo**

Results are provisional until the end of the protest period either 30 minutes after their official posting, subject to ongoing technical scrutineering checks or sporting incidents.

Lap Time deleted for no respect of track limits:

#10: 1'59.477

Race Director

07 - 09 April 2023

**(01) BOSS GP : F1 90's & 2000's**

Circuit Paul Ricard (1CV2) (5.842 km)

**Qualifying Practices**

Classification on the best lap

**Final Ranking**

Pos.	No.	Cat	Cat. P	Name	N	Car	Year	B. Lap	In lap	Gap 1st	Gap prev	Av. BL	Laps
1	1	F1	1	GERSTL Ingo	AUT	Toro Rosso STR1 - Cosworth TJ, 3000cc V10	2006	<b>1:40.923</b>	4	-	-	208.3	5
2	10	Open	1	PIZZONIA Antonio	BRA	Dallara World Series V8 - T12 - Gibson, 4500cc V8	2012	<b>1:45.671</b>	4	4.748	4.748	199.0	5
3	81	Formula	1	FAGGIONATO Marc	MCO	Dallara GP2 - Mecachrome, 4000cc V8	2011	<b>1:51.213</b>	4	10.290	5.542	189.1	5
4	32	Formula	2	COLOMBO Simone	ITA	Dallara GP2 - Mecachrome, 4000cc V8	2011	<b>1:51.281</b>	4	10.358	0.068	188.9	5
5	27	Formula	3	GHIOTTO Marco	ITA	Dallara GP2 - Mecachrome, 4000cc V8	2011	<b>1:52.336</b>	2	11.413	1.055	187.2	4
6	77	Formula	4	CHECCO	ITA	Dallara GP2 - Mecachrome, 4000cc V8	2011	<b>1:52.646</b>	4	11.723	0.310	186.7	5
7	69	Formula	5	JACKERMEIER Thomas	DEU	Dallara GP2 - Mecachrome, 4000cc V8	2011	<b>1:54.243</b>	8	13.320	1.597	184.0	8
8	50	Formula	6	MORETTI David	FRA	Dallara GP2 - Mecachrome, 4000cc V8	2005	<b>1:54.532</b>	6	13.609	0.289	183.6	8
9	7	F1	2	EHNINGER Ulf	DEU	Benetton B197 - Judd, 4000cc V10	1997	<b>1:55.090</b>	5	14.167	0.558	182.7	8
10	61	Formula	7	PEYRE Jean-Christophe	FRA	Lola Auto GP - Zytek, 3400cc V8	2005	<b>2:00.984</b>	6	20.061	5.894	173.8	8
11	44	Formula	8	JAKOUBEK Thomas	AUT	Dallara GP2 - Mecachrome, 4000cc V8	2008	<b>2:01.515</b>	7	20.592	0.531	173.0	8
12	43	Formula	9	PEDETTI Giancarlo	ITA	Dallara GP2 - Mecachrome, 4000cc V8	2011	<b>2:04.166</b>	4	23.243	2.651	169.3	4
13	118	Super Lights	1	CLAUSNITZER Henry	DEU	Tatuus World Series - Renault , 3500cc V6	2003	<b>2:09.371</b>	5	28.448	5.205	162.5	6

**NO TIME**

14	3	F1	3	SIRGUE Didier	FRA	Jaguar R2 - Cosworth, 3000cc V10	2001	-	0	-	-	-	0
15	96	Formula	10	JACKERMEIER Simon	DEU	Dallara GP2 - Mecachrome, 4000cc V8	2011	-	0	-	-	-	0

**B. Lap : 1:40.923 (208.3 km/h), (No.1) GERSTL Ingo**

Results are provisional until the end of the protest period either 30 minutes after their official posting, subject to ongoing technical scrutineering checks or sporting incidents.

Lap Time deleted for no respect of track limits:

#10: 1'59.477

Chairman

ASN Steward

ASN Steward

07 - 09 April 2023

**(01) BOSS GP : F1 90's & 2000's**

Circuit Paul Ricard (1CV2) (5.842 km)

**Qualifying Practices**

Classification on the best lap

**Final Ranking by category**

Pos.	No.	Cat	Cat. P	Name	N	Car	Year	B. Lap	In lap	Gap 1st	Gap prev	Av. BL	Laps
<b>Cat : F1</b>													
1	1	F1	1	GERSTL Ingo	AUT	Toro Rosso STR1 - Cosworth TJ, 3000cc V10	2006	1:40.923	4	-	-	208.3	5
2	7	F1	2	EHNINGER Ulf	DEU	Benetton B197 - Judd, 4000cc V10	1997	1:55.090	5	14.167	14.167	182.7	8
<b>NO TIME</b>													
3	3	F1	3	SIRGUE Didier	FRA	Jaguar R2 - Cosworth, 3000cc V10	2001	-	0	-	-	-	0
<b>Cat : Formula</b>													
1	81	Formula	1	FAGGIONATO Marc	MCO	Dallara GP2 - Mecachrome, 4000cc V8	2011	1:51.213	4	-	-	189.1	5
2	32	Formula	2	COLOMBO Simone	ITA	Dallara GP2 - Mecachrome, 4000cc V8	2011	1:51.281	4	0.068	0.068	188.9	5
3	27	Formula	3	GHIOTTO Marco	ITA	Dallara GP2 - Mecachrome, 4000cc V8	2011	1:52.336	2	1.123	1.055	187.2	4
4	77	Formula	4	CHECCO	ITA	Dallara GP2 - Mecachrome, 4000cc V8	2011	1:52.646	4	1.433	0.310	186.7	5
5	69	Formula	5	JACKERMEIER Thomas	DEU	Dallara GP2 - Mecachrome, 4000cc V8	2011	1:54.243	8	3.030	1.597	184.0	8
6	50	Formula	6	MORETTI David	FRA	Dallara GP2 - Mecachrome, 4000cc V8	2005	1:54.532	6	3.319	0.289	183.6	8
7	61	Formula	7	PEYRE Jean-Christophe	FRA	Lola Auto GP - Zytek, 3400cc V8	2005	2:00.984	6	9.771	6.452	173.8	8
8	44	Formula	8	JAKOUBEK Thomas	AUT	Dallara GP2 - Mecachrome, 4000cc V8	2008	2:01.515	7	10.302	0.531	173.0	8
9	43	Formula	9	PEDETTI Giancarlo	ITA	Dallara GP2 - Mecachrome, 4000cc V8	2011	2:04.166	4	12.953	2.651	169.3	4
<b>NO TIME</b>													
10	96	Formula	10	JACKERMEIER Simon	DEU	Dallara GP2 - Mecachrome, 4000cc V8	2011	-	0	-	-	-	0
<b>Cat : Open</b>													
1	10	Open	1	PIZZONIA Antonio	BRA	Dallara World Series V8 - T12 - Gibson, 4500cc V8	2012	1:45.671	4	-	-	199.0	5
<b>Cat : Super Lights</b>													
1	118	Super Lights	1	CLAUSNITZER Henry	DEU	Tatuus World Series - Renault , 3500cc V6	2003	2:09.371	5	-	-	162.5	6

**B. Lap : 1:40.923 (208.3 km/h), (No.1) GERSTL Ingo**

Lap Time deleted for no respect of track limits:

#10: 1'59.477

Chairman

ASN Steward

ASN Steward

07 - 09 April 2023

**(01) BOSS GP : F1 90's & 2000's**

Circuit Paul Ricard (1CV2) (5.842 km)

**Qualifying Practices**

Lap by lap

Laps	Time	S1	S2	SP	S3	L. Lap	Laps	Time	S1	S2	SP	S3	L. Lap
No. 1, GERSTL Ingo, Pos. 1							No. 44, JAKOUBEK Thomas, Pos. 11						
1	09:37:23	35.474	33.851	262.9	46.973	2:22.399	1	09:48:43	46.032	44.611	218.8	59.813	13:42.910
2	09:39:05	28.605	30.313	270.4	43.203	1:42.121	2	09:50:52	35.975	39.805	227.9	53.199	2:08.979
3	09:40:46	28.034	29.971	264.3	43.443	1:41.448	3	09:52:57	34.969	36.455	228.4	53.585	2:05.009
4	09:42:27	27.973	30.102	259.0	42.848	1:40.923	4	09:55:00	33.884	36.600	219.7	52.819	2:03.303
5	09:44:19	35.864	34.994	216.5	41.564	Pit In	5	09:57:27	40.562	42.871	230.4	1:03.653	2:27.086
-	-	-	-	-	-	-	6	09:59:29	33.673	35.857	229.9	52.267	2:01.797
-	-	-	-	-	-	-	7	10:01:31	33.869	35.535	228.9	52.111	2:01.515
-	-	-	-	-	-	-	8	10:03:25	-	-	-	-	Pit In
No. 7, EHNINGER Ulf, Pos. 9							No. 50, MORETTI David, Pos. 8						
1	09:48:19	44.152	40.897	233.5	55.097	13:19.083	1	09:48:34	42.104	44.818	184.4	56.180	13:34.130
2	09:50:23	34.273	37.527	249.1	52.214	2:04.014	2	09:50:34	32.788	36.650	237.8	50.547	1:59.985
3	09:52:21	32.595	-	-	-	1:57.711	3	09:52:32	32.340	35.507	242.7	49.925	1:57.772
4	09:54:20	34.564	34.857	248.5	49.444	1:58.865	4	09:54:54	33.546	47.611	154.6	1:00.999	2:22.156
5	09:56:15	31.870	33.999	243.3	49.221	1:55.090	5	09:56:51	32.181	35.709	232.5	49.103	1:56.993
6	09:58:10	31.854	33.892	243.3	49.479	1:55.225	6	09:58:46	31.308	34.922	228.4	48.302	1:54.532
7	10:00:05	32.011	33.860	243.3	49.362	1:55.233	7	10:00:44	30.827	34.240	236.7	53.287	1:58.354
8	10:01:59	34.046	34.870	238.9	44.681	Pit In	8	10:02:53	33.096	41.255	183.1	54.822	2:09.173
-	-	-	-	-	-	-	-	-	31.913	-	-	-	-
No. 10, PIZZONIA Antonio, Pos. 2							No. 61, PEYRE Jean-Christophe, Pos. 10						
1	09:37:34	35.226	36.139	223.5	51.190	2:33.619	1	09:48:11	47.784	46.860	193.3	1:02.274	13:10.927
2	09:39:33	-	-	-	-	1:59.477	2	09:50:24	37.851	40.504	-	54.231	2:12.586
3	09:41:20	29.732	32.395	235.1	44.695	1:46.822	3	09:52:28	34.679	37.403	220.7	52.256	2:04.338
4	09:43:06	29.297	31.983	240.5	44.391	1:45.671	4	09:54:35	36.675	37.970	220.2	52.218	2:06.863
5	09:45:06	35.211	37.799	206.7	47.161	Pit In	5	09:56:38	34.352	37.023	213.9	51.396	2:02.771
-	-	-	-	-	-	-	6	09:58:39	33.618	36.509	216.1	50.857	2:00.984
-	-	-	-	-	-	-	7	10:00:41	33.788	36.704	214.8	51.689	2:02.181
-	-	-	-	-	-	-	8	10:03:06	37.377	49.596	155.8	58.211	Pit In
-	-	-	-	-	-	-	-	-	-	-	-	-	-
No. 27, GHIOTTO Marco, Pos. 5							No. 69, JACKERMEIER Thomas, Pos. 7						
1	09:39:44	38.253	37.761	233.0	53.177	4:43.810	1	09:48:13	39.450	41.239	226.9	55.080	13:13.225
2	09:41:36	31.855	33.962	240.5	46.519	1:52.336	2	09:50:16	35.113	36.183	237.8	50.896	2:02.192
3	09:43:29	31.072	33.980	237.2	47.314	1:52.366	3	09:52:12	31.822	34.856	229.4	49.756	1:56.434
4	09:45:33	38.688	40.358	238.3	45.286	Pit In	4	09:54:09	32.099	34.591	236.7	49.885	1:56.575
-	-	-	-	-	-	-	5	09:56:04	31.579	34.628	233.5	49.472	1:55.679
-	-	-	-	-	-	-	6	09:58:00	31.868	35.042	230.9	49.071	1:55.981
-	-	-	-	-	-	-	7	09:59:55	31.845	34.187	231.4	48.770	1:54.802
-	-	-	-	-	-	-	8	10:01:49	31.813	34.102	234.6	48.328	1:54.243
-	-	-	-	-	-	-	-	-	32.879	41.326	222.6	-	-
No. 32, COLOMBO Simone, Pos. 4							No. 77, CHECCO, Pos. 6						
1	09:37:38	40.521	39.050	209.2	53.063	2:37.382	1	09:49:48	41.865	37.902	232.0	51.304	14:48.060
2	09:39:35	32.876	35.837	227.9	48.730	1:57.443	2	09:51:44	32.758	34.419	234.6	48.455	1:55.632
3	09:41:27	31.437	34.227	225.4	46.824	1:52.488	3	09:53:38	31.792	34.167	238.9	48.028	1:53.987
4	09:43:19	31.052	33.825	219.7	46.404	1:51.281	4	09:55:31	31.404	33.828	237.8	47.414	1:52.646
5	09:45:18	35.480	37.397	223.5	46.467	Pit In	-	-	-	-	-	-	-
-	-	-	-	-	-	-	-	-	-	-	-	-	-
No. 43, PEDETTI Giancarlo, Pos. 12													
1	09:52:07	42.630	1:31.566	137.7	1:30.800	Pit In	-	-	-	-	-	-	-
2	09:55:57	2:10.814	41.217	235.1	57.855	3:49.886	-	-	-	-	-	-	-
3	09:58:07	36.382	37.862	214.8	55.616	2:09.860	-	-	-	-	-	-	-
4	10:00:11	34.028	36.968	230.4	53.170	2:04.166	-	-	-	-	-	-	-
-	-	33.169	-	-	-	-	-	-	-	-	-	-	-

07 - 09 April 2023

**(01) BOSS GP : F1 90's & 2000's**

Circuit Paul Ricard (1CV2) (5.842 km)

**Qualifying Practices**

Lap by lap

Laps	Time	S1	S2	SP	S3	L. Lap	Laps	Time	S1	S2	SP	S3	L. Lap
<b>No. 77, CHECCO, Pos. 6</b>													
3	09:53:38	31.792	34.167	238.9	48.028	1:53.987							
4	09:55:31	31.404	33.828	237.8	47.414	1:52.646							
5	09:57:56	34.761	51.939	153.3	58.941	Pit In							
-	-	-	-	-	-	-							
<b>No. 81, FAGGIONATO Marc, Pos. 3</b>													
1	09:38:01	39.830	43.768	213.0	53.134	3:01.074							
2	09:39:59	34.238	35.516	217.9	48.255	1:58.009							
3	09:41:51	31.112	34.040	230.9	46.841	1:51.993							
4	09:43:42	30.381	33.738	224.5	47.094	1:51.213							
5	09:45:41	35.237	38.096	213.4	45.516	Pit In							
-	-	-	-	-	-	-							
<b>No. 118, CLAUSNITZER Henry, Pos. 13</b>													
1	09:49:03	43.072	47.593	173.4	1:01.139	14:02.545							
2	09:51:31	36.570	54.877	188.7	56.644	2:28.091							
3	09:54:59	1:45.355	44.916	178.1	57.741	3:28.012							
4	09:57:11	36.276	40.910	194.4	54.831	2:12.017							
5	09:59:20	35.625	39.557	186.4	54.189	2:09.371							
6	10:01:29	37.869	39.903	190.8	50.559	Pit In							
-	-	-	-	-	-	-							



07 - 09 April 2023

**(01) BOSS GP : F1 90's & 2000's**

Circuit Paul Ricard (1CV2) (5.842 km)

**Qualifying Practices**

Classification on best sectors

Pos.	No.	Ideal L.time	B. Lap	Gap B.Lap	No.	Best S1	In Lap S1	No.	Best S2	In Lap S2	No.	Best S3	In Lap S3	No.	Best SP	In Lap SP
1	1	1:40.792	1:40.923	0.131	1	27.973	4	1	29.971	3	1	42.848	4	1	270.4	2
2	10	1:45.671	1:45.671	-	10	29.297	4	10	31.983	4	10	44.391	4	7	249.1	2
3	81	1:50.960	1:51.213	0.253	81	30.381	4	81	33.738	4	32	46.404	4	50	242.7	3
4	32	1:51.281	1:51.281	-	50	30.827	7	32	33.825	4	27	46.519	2	27	240.5	2
5	27	1:51.553	1:52.336	0.783	32	31.052	4	77	33.828	4	81	46.841	3	10	240.5	4
6	77	1:52.646	1:52.646	-	27	31.072	3	7	33.860	7	77	47.414	4	77	238.9	3
7	50	1:53.369	1:54.532	1.163	77	31.404	4	27	33.962	2	50	48.302	6	69	237.8	2
8	69	1:54.009	1:54.243	0.234	69	31.579	5	69	34.102	8	69	48.328	8	43	235.1	2
9	7	1:54.935	1:55.090	0.155	7	31.854	6	50	34.240	7	7	49.221	5	81	230.9	3
10	61	2:00.984	2:00.984	-	43	33.169	5	44	35.535	7	61	50.857	6	44	230.4	5
11	44	2:01.319	2:01.515	0.196	61	33.618	6	61	36.509	6	44	52.111	7	32	227.9	2
12	43	2:03.307	2:04.166	0.859	44	33.673	6	43	36.968	4	43	53.170	4	61	220.7	3
13	118	2:09.371	2:09.371	-	118	35.625	5	118	39.557	5	118	54.189	5	118	194.4	4
14	96	-	-	-	96	-	0	96	-	0	96	-	0	96	-	0
15	3	-	-	-	3	-	0	3	-	0	3	-	0	3	-	0

07 - 09 April 2023

**(01) BOSS GP : F1 90's & 2000's**

Circuit Paul Ricard (1CV2) (5.842 km)


Race 1

Starting Grid

Start time : 08/04/2023 15:15    Closing pre grid : 14:40    Duration : 00:20

		<b>118</b>	CLAUSNITZER Henry 2:09.371	17	<b>9</b>
<b>43</b>	PEDETTI Giancarlo 2:04.166			16	
		<b>44</b>	JAKOUBEK Thomas 2:01.515	15	<b>8</b>
<b>61</b>	PEYRE Jean-Christophe 2:00.984			14	
		<b>50</b>	MORETTI David 1:54.532	13	<b>7</b>
<b>69</b>	JACKERMEIER Thomas 1:54.243			12	
		<b>77</b>	CHECCO 1:52.646	11	<b>6</b>
<b>27</b>	GHIOTTO Marco 1:52.336			10	
		<b>32</b>	COLOMBO Simone 1:51.281	9	<b>5</b>
<b>81</b>	FAGGIONATO Marc 1:51.213			8	
		<b>10</b>	PIZZONIA Antonio 1:45.671	7	<b>4</b>
				6	
				5	
		<b>3</b>	SIRGUE Didier -	3	<b>2</b>
<b>7</b>	EHNINGER Uif 1:55.090			2	
		<b>1</b>	GERSTL Ingo 1:40.923	1	<b>1</b>

Pole position



07 - 09 April 2023

**(01) BOSS GP : F1 90's & 2000's**

Circuit Paul Ricard (1CV2) (5.842 km)

**Race 1**

Classification on the total laps

**Provisional Ranking**

Pos.	No.	Cat	Cat. P	Name	N	Car	Year	Total time	Laps	Gap 1st	Gap prev	B. Lap	In lap	Penalty
1	10	Open	1	PIZZONIA Antonio	BRA	Dallara World Series V8 - T12 - Gibson,...	2012	00:21:38.974	9	-	-	1:47.092	7	0
2	81	Formula	1	FAGGIONATO Marc	MCO	Dallara GP2 - Mecachrome, 4000cc V8	2011	00:21:41.358	9	2.384	2.384	1:52.557	6	0
3	77	Formula	2	CHECCO	ITA	Dallara GP2 - Mecachrome, 4000cc V8	2011	00:21:42.056	9	3.082	0.698	1:57.049	7	0
4	43	Formula	3	PEDETTI Giancarlo	ITA	Dallara GP2 - Mecachrome, 4000cc V8	2011	00:21:43.117	9	4.143	1.061	2:03.475	6	0
5	61	Formula	4	PEYRE Jean-Christophe	FRA	Lola Auto GP - Zytek, 3400cc V8	2005	00:21:46.463	9	7.489	3.346	2:03.711	6	0
6	118	Super Lights	1	CLAUSNITZER Henry	DEU	Tatus World Series - Renault , 3500cc...	2003	00:21:59.208	9	20.234	12.745	2:11.582	6	0
7	7	F1	1	EHNINGER Ulf	DEU	Benetton B197 - Judd, 4000cc V10	1997	00:22:00.490	9	21.516	1.282	1:54.070	6	0
8	32	Formula	5	COLOMBO Simone	ITA	Dallara GP2 - Mecachrome, 4000cc V8	2011	00:22:11.776	9	32.802	11.286	1:54.685	7	30
9	69	Formula	6	JACKERMEIER Thomas	DEU	Dallara GP2 - Mecachrome, 4000cc V8	2011	00:22:12.228	9	33.254	0.452	1:55.874	6	30
10	1	F1	2	GERSTL Ingo	AUT	Toro Rosso STR1 - Cosworth TJ, 3000cc...	2006	00:18:14.940	8	1 Lp.	1 Lp.	1:46.632	6	0
11	3	F1	3	SIRGUE Didier	FRA	Jaguar R2 - Cosworth, 3000cc V10	2001	00:14:46.288	6	3 Lp.	2 Lp.	1:59.429	6	0
<b>WITHOUT 1 LAP</b>														
12	27	Formula	7	GHIOTTO Marco	ITA	Dallara GP2 - Mecachrome, 4000cc V8	2011	-	0	-	-	-	0	0
13	50	Formula	8	MORETTI David	FRA	Dallara GP2 - Mecachrome, 4000cc V8	2005	-	0	-	-	-	0	0
14	44	Formula	9	JAKOUBEK Thomas	AUT	Dallara GP2 - Mecachrome, 4000cc V8	2008	-	0	-	-	-	0	0

**B. Lap : 1:46.632 (197.2 km/h), (No.1) GERSTL Ingo**

Results are provisional until the end of the protest period either 30 minutes after their official posting, subject to ongoing technical scrutineering checks or sporting incidents.

30s Penalty - Unsafe Rejoin: #32

30s Penalty - Overtaking under Yellow Flag: #69

Race Director

Timekeeping

07 - 09 April 2023

**(01) BOSS GP : F1 90's & 2000's**

Circuit Paul Ricard (1CV2) (5.842 km)

**Race 1**

Classification on the total laps

**Final Ranking**

Pos.	No.	Cat	Cat. P	Name	N	Car	Year	Total time	Laps	Gap 1rst	Gap prev	B. Lap	In lap	Penalty
<b>Group : Group 1</b>														
1	1	F1	1	GERSTL Ingo	AUT	Toro Rosso STR1 - Cosworth TJ, 3000cc V10	2006	00:16:07.517	7	-	-	1:46.632	6	0
2	7	F1	2	EHNINGER UIF	DEU	Benetton B197 - Judd, 4000cc V10	1997	00:16:31.140	7	23.623	23.623	1:54.070	6	0
3	3	F1	3	SIRGUE Didier	FRA	Jaguar R2 - Cosworth, 3000cc V10	2001	00:14:46.288	6	1 Lp.	1 Lp.	1:59.429	6	0
<b>Group : Group 2</b>														
1	10	Open	1	PIZZONIA Antonio	BRA	Dallara World Series V8 - T12 - Gibson, 4500cc V8	2012	00:21:38.974	9	-	-	1:47.092	7	0
2	81	Formula	1	FAGGIONATO Marc	MCO	Dallara GP2 - Mecachrome, 4000cc V8	2011	00:21:41.358	9	2.384	2.384	1:52.557	6	0
3	32	Formula	2	COLOMBO Simone	ITA	Dallara GP2 - Mecachrome, 4000cc V8	2011	00:21:41.776	9	2.802	0.418	1:54.685	7	0
4	77	Formula	3	CHECCO	ITA	Dallara GP2 - Mecachrome, 4000cc V8	2011	00:21:42.056	9	3.082	0.280	1:57.049	7	0
5	43	Formula	4	PEDETTI Giancarlo	ITA	Dallara GP2 - Mecachrome, 4000cc V8	2011	00:21:43.117	9	4.143	1.061	2:03.475	6	0
6	61	Formula	5	PEYRE Jean-Christophe	FRA	Lola Auto GP - Zytek, 3400cc V8	2005	00:21:46.463	9	7.489	3.346	2:03.711	6	0
7	118	Super Lights	1	CLAUSNITZER Henry	DEU	Tatus World Series - Renault , 3500cc V6	2003	00:21:59.208	9	20.234	12.745	2:11.582	6	0
8	69	Formula	6	JACKERMEIER Thomas	DEU	Dallara GP2 - Mecachrome, 4000cc V8	2011	00:22:12.228	9	33.254	13.020	1:55.874	6	30
<b>WITHOUT 1 LAP</b>														
9	27	Formula	7	GHIOTTO Marco	ITA	Dallara GP2 - Mecachrome, 4000cc V8	2011	-	0	-	-	-	0	0
10	50	Formula	8	MORETTI David	FRA	Dallara GP2 - Mecachrome, 4000cc V8	2005	-	0	-	-	-	0	0
11	44	Formula	9	JAKOUBEK Thomas	AUT	Dallara GP2 - Mecachrome, 4000cc V8	2008	-	0	-	-	-	0	0

**B. Lap : 1:46.632 (197.2 km/h), (No.1) GERSTL Ingo**

30s Penalty - Overtaking under Yellow Flag: #69

07 - 09 April 2023

**(01) BOSS GP : F1 90's & 2000's**

Circuit Paul Ricard (1CV2) (5.842 km)

**Race 1**

Classification on the total laps

**Provisonal Ranking - AMENDED**

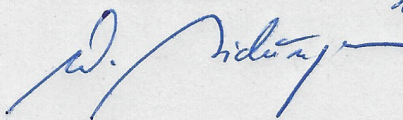
Pos.	No.	Cat	Cat. P	Name	N	Car	Year	Total time	Laps	Gap 1st	Gap prev	B. Lap	In lap	Penali...
<b>Group : Group 1</b>														
1	1	F1	1	GERSTL Ingo	AUT	Toro Rosso STR1 - Cosworth TJ, 3000cc V10	2006	00:16:07.517	7	-	-	1:46.632	6	0
2	7	F1	2	EHNINGER Ulf	DEU	Benetton B197 - Judd, 4000cc V10	1997	00:16:31.140	7	23.623	23.623	1:54.070	6	0
3	3	F1	3	SIRGUE Didier	FRA	Jaguar R2 - Cosworth, 3000cc V10	2001	00:14:46.288	6	1 Lp.	1 Lp.	1:59.429	6	0
<b>Group : Group 2</b>														
1	10	Open	1	PIZZONIA Antonio	BRA	Dallara World Series V8 - T12 - Gibson, 4500cc V8	2012	00:21:38.974	9	-	-	1:47.092	7	0
2	81	Formula	1	FAGGIONATO Marc	MCO	Dallara GP2 - Mecachrome, 4000cc V8	2011	00:21:41.358	9	2.384	2.384	1:52.557	6	0
3	32	Formula	2	COLOMBO Simone	ITA	Dallara GP2 - Mecachrome, 4000cc V8	2011	00:21:41.776	9	2.802	0.418	1:54.685	7	0
4	77	Formula	3	CHECCO	ITA	Dallara GP2 - Mecachrome, 4000cc V8	2011	00:21:42.056	9	3.082	0.280	1:57.049	7	0
5	43	Formula	4	PEDETTI Giancarlo	ITA	Dallara GP2 - Mecachrome, 4000cc V8	2011	00:21:43.117	9	4.143	1.061	2:03.475	6	0
6	61	Formula	5	PEYRE Jean-Christophe	FRA	Lola Auto GP - Zytek, 3400cc V8	2005	00:21:46.463	9	7.489	3.346	2:03.711	6	0
7	118	Super Lights	1	CLAUSNITZER Henry	DEU	Tatuus World Series - Renault , 3500cc V6	2003	00:21:59.208	9	20.234	12.745	2:11.582	6	0
8	69	Formula	6	JACKERMEIER Thomas	DEU	Dallara GP2 - Mecachrome, 4000cc V8	2011	00:22:12.228	9	33.254	13.020	1:55.874	6	30
<b>WITHOUT 1 LAP</b>														
9	27	Formula	7	GHIOTTO Marco	ITA	Dallara GP2 - Mecachrome, 4000cc V8	2011	-	0	-	-	-	0	0
10	50	Formula	8	MORETTI David	FRA	Dallara GP2 - Mecachrome, 4000cc V8	2005	-	0	-	-	-	0	0
11	44	Formula	9	JAKOUBEK Thomas	AUT	Dallara GP2 - Mecachrome, 4000cc V8	2008	-	0	-	-	-	0	0

B. Lap : 1:46.632 (197.2 km/h), (No.1) GERSTL Ingo


Results are provisional until the end of the protest period either 30 minutes after their official posting, subject to ongoing technical scrutineering checks or sporting incidents.

30s Penalty - Overtaking under Yellow Flag: #69

Race Director



Timekeeping




Start : 15:18. Finish flag : 15:40

07 - 09 April 2023

**(01) BOSS GP : F1 90's & 2000's**

Circuit Paul Ricard (1CV2) (5.842 km)

**Race 1**

Classification on the total laps

**Final Ranking by category**

Pos.	No.	Cat	Cat. P	Name	N	Car	Year	Total time	Laps	Gap 1rst	Gap prev	B. Lap	In lap	Penalty
<b>Cat : F1</b>														
1	1	F1	1	GERSTL Ingo	AUT	Toro Rosso STR1 - Cosworth TJ, 3000cc V10	2006	00:16:07.517	7	-	-	1:46.632	6	0
2	7	F1	2	EHNINGER Ulf	DEU	Benetton B197 - Judd, 4000cc V10	1997	00:16:31.140	7	23.623	23.623	1:54.070	6	0
3	3	F1	3	SIRGUE Didier	FRA	Jaguar R2 - Cosworth, 3000cc V10	2001	00:14:46.288	6	1 Lp.	1 Lp.	1:59.429	6	0
<b>Cat : Formula</b>														
1	81	Formula	1	FAGGIONATO Marc	MCO	Dallara GP2 - Mecachrome, 4000cc V8	2011	00:21:41.358	9	-	-	1:52.557	6	0
2	32	Formula	2	COLOMBO Simone	ITA	Dallara GP2 - Mecachrome, 4000cc V8	2011	00:21:41.776	9	0.418	0.418	1:54.685	7	0
3	77	Formula	3	CHECCO	ITA	Dallara GP2 - Mecachrome, 4000cc V8	2011	00:21:42.056	9	0.698	0.280	1:57.049	7	0
4	43	Formula	4	PEDETTI Giancarlo	ITA	Dallara GP2 - Mecachrome, 4000cc V8	2011	00:21:43.117	9	1.759	1.061	2:03.475	6	0
5	61	Formula	5	PEYRE Jean-Christophe	FRA	Lola Auto GP - Zytek, 3400cc V8	2005	00:21:46.463	9	5.105	3.346	2:03.711	6	0
6	69	Formula	6	JACKERMEIER Thomas	DEU	Dallara GP2 - Mecachrome, 4000cc V8	2011	00:22:12.228	9	30.870	25.765	1:55.874	6	30
<b>WITHOUT 1 LAP</b>														
7	27	Formula	7	GHIOTTO Marco	ITA	Dallara GP2 - Mecachrome, 4000cc V8	2011	-	0	-	-	-	0	0
8	50	Formula	8	MORETTI David	FRA	Dallara GP2 - Mecachrome, 4000cc V8	2005	-	0	-	-	-	0	0
9	44	Formula	9	JAKOUBEK Thomas	AUT	Dallara GP2 - Mecachrome, 4000cc V8	2008	-	0	-	-	-	0	0
<b>Cat : Open</b>														
1	10	Open	1	PIZZONIA Antonio	BRA	Dallara World Series V8 - T12 - Gibson, 4500cc V8	2012	00:21:38.974	9	-	-	1:47.092	7	0
<b>Cat : Super Lights</b>														
1	118	Super Lights	1	CLAUSNITZER Henry	DEU	Tatuus World Series - Renault , 3500cc V6	2003	00:21:59.208	9	-	-	2:11.582	6	0

**B. Lap : 1:46.632 (197.2 km/h), (No.1) GERSTL Ingo**

Drive Through - Overtaking under Yellow Flag: #69

07 - 09 April 2023

**(01) BOSS GP : F1 90's & 2000's**

Circuit Paul Ricard (1CV2) (5.842 km)

**Race 1**

Lap chart

Start : 1 7 3 10 81 32 27 77 69 50 61 44 43 118

Lap	1	7	3	10	81	32	27	77	69	50	61	44	43	118
Lap 0														
Lap 1	1	7	3	10	32	77	81	61	43	118	69			
Lap 2	1	7	3	10	77	81	32	61	43	118	69			
Lap 3	1	7	3	32	10	77	81	61	43	118	69			
Lap 4	1	7	3	10	77	81	61	43	69	118	32			
Lap 5	1	10	7	81	3	77	32	69	43	61	118			
Lap 6	1	10	7	81	32	3	77	69	43	61	118			
Lap 7	1	10	7	81	32	77	69	43	61	118				
Lap 8	10	81	32	77	69	43	61	118						
Lap 9	10	81	32	77	69	43	61	118						

07 - 09 April 2023

**(01) BOSS GP : F1 90's & 2000's**

Circuit Paul Ricard (1CV2) (5.842 km)

**Race 1**

Lap by lap

Laps	Time	S1	S2	SP	S3	L. Lap	Laps	Time	S1	S2	SP	S3	L. Lap
<b>No. 1, GERSTL Ingo, Pos. 9</b>							5	15:31:30	33.344	35.305	227.9	49.280	1:57.929
1	15:20:41	34.502	35.421	242.7	51.251	2:01.174	6	15:33:25	31.616	34.322	223.5	49.166	1:55.104
2	15:22:54	31.859	43.834	193.3	57.639	2:13.332	7	15:35:20	31.240	34.196	218.8	49.249	1:54.685
3	15:26:18	37.617	1:11.737	98.8	1:35.115	3:24.469	8	15:37:22	34.182	37.002	215.7	51.064	2:02.248
4	15:29:24	58.140	59.209	147.8	1:08.293	3:05.642	9	15:40:21	43.042	1:11.371	211.7	1:04.810	2:59.223
5	15:31:13	30.875	32.989	255.8	44.956	1:48.820	-	-	-	-	-	-	-
6	15:33:00	29.792	31.824	253.3	45.016	1:46.632	<b>No. 43, PEDETTI Giancarlo, Pos. 4</b>						
7	15:34:47	29.622	31.859	255.2	45.967	1:47.448	1	15:21:54	1:37.740	38.910	229.9	57.486	3:14.136
-	-	-	-	-	-	-	2	15:24:33	55.899	43.710	221.6	59.784	2:39.393
<b>No. 3, SIRGUE Didier, Pos. 11</b>							3	15:26:51	38.754	41.223	217.5	57.636	2:17.613
1	15:20:42	37.488	35.045	243.9	50.330	2:02.863	4	15:29:30	38.038	54.599	135.9	1:06.420	2:39.057
2	15:22:55	33.211	42.236	194.4	57.761	2:13.208	5	15:31:34	33.879	37.121	230.9	53.587	2:04.587
3	15:26:20	38.154	1:10.985	104.5	1:34.993	3:24.132	6	15:33:38	34.127	36.912	233.0	52.436	2:03.475
4	15:29:25	58.817	58.779	196.2	1:08.202	3:05.798	7	15:35:46	33.593	37.352	227.4	57.410	2:08.355
5	15:31:26	34.401	35.407	245.6	51.050	2:00.858	8	15:37:58	35.569	40.159	230.4	55.933	2:11.661
6	15:33:26	33.804	34.893	250.3	50.732	1:59.429	9	15:40:23	34.938	46.081	195.5	1:03.821	2:24.840
-	-	32.872	-	-	-	-	-	-	-	-	-	-	-
<b>No. 7, EHNINGER Ulf, Pos. 10</b>							<b>No. 44, JAKOUBEK Thomas, Pos. 14</b>						
1	15:20:41	36.275	-	-	-	2:01.317	-	-	43.870	-	-	-	-
2	15:22:55	32.802	43.407	180.9	57.671	2:13.880	<b>No. 50, MORETTI David, Pos. 13</b>						
3	15:26:19	38.071	-	-	-	3:24.410	-	-	1:36.785	-	-	-	-
4	15:29:24	58.703	58.865	165.9	1:07.735	3:05.303	<b>No. 61, PEYRE Jean-Christophe, Pos. 5</b>						
5	15:31:22	33.033	34.877	249.1	49.454	1:57.364	1	15:21:52	1:36.390	39.005	215.2	57.219	3:12.614
6	15:33:16	31.686	34.084	246.8	48.300	1:54.070	2	15:24:33	55.096	45.334	198.1	1:00.239	2:40.669
7	15:35:11	31.592	33.127	249.7	50.077	1:54.796	3	15:26:50	37.889	42.083	201.5	57.636	2:17.608
-	-	-	-	-	-	-	4	15:29:29	37.388	54.899	126.0	1:06.731	2:39.018
<b>No. 10, PIZZONIA Antonio, Pos. 1</b>							5	15:31:36	36.723	38.147	216.1	52.278	2:07.148
1	15:21:33	1:31.081	34.237	234.0	48.367	2:53.685	6	15:33:40	34.714	37.429	222.1	51.568	2:03.711
2	15:24:21	1:10.060	42.771	196.6	55.042	2:47.873	7	15:35:49	34.679	38.205	223.0	56.292	2:09.176
3	15:26:38	35.232	47.716	125.3	54.517	2:17.465	8	15:38:09	37.583	44.137	213.9	57.779	2:19.499
4	15:29:26	41.171	1:00.044	155.8	1:06.870	2:48.085	9	15:40:26	38.318	42.609	212.6	56.093	2:17.020
5	15:31:17	31.500	33.564	238.3	45.601	1:50.665	-	-	-	-	-	-	-
6	15:33:05	29.881	32.958	233.0	44.798	1:47.637	<b>No. 69, JACKERMEIER Thomas, Pos. 8</b>						
7	15:34:52	29.604	32.556	237.8	44.932	1:47.092	1	15:22:46	-	-	221.6	56.770	4:06.044
8	15:37:08	32.002	44.842	209.6	58.832	2:15.676	2	15:24:56	34.224	43.657	228.9	52.450	2:10.331
9	15:40:18	54.967	1:10.411	140.8	1:05.418	3:10.796	3	15:26:59	33.549	36.833	239.4	53.338	2:03.720
-	-	-	-	-	-	-	4	15:29:31	34.281	52.094	127.4	1:04.940	2:31.315
<b>No. 27, GHIOTTO Marco, Pos. 12</b>							5	15:31:30	33.318	35.557	238.9	50.803	1:59.678
-	-	1:34.145	-	-	-	-	6	15:33:26	32.188	34.297	234.6	49.389	1:55.874
<b>No. 32, COLOMBO Simone, Pos. 7</b>							7	15:35:24	32.930	35.207	236.7	49.943	1:58.080
1	15:21:47	1:33.680	38.073	215.2	55.818	3:07.571	8	15:37:24	32.484	36.803	233.5	50.071	1:59.358
2	15:24:25	57.514	42.170	210.4	58.154	2:37.838	9	15:40:22	42.711	1:11.666	205.9	1:03.451	2:57.828
3	15:26:35	37.592	43.494	116.1	49.299	Pit In	-	-	-	-	-	-	-
4	15:29:32	1:31.623	35.830	216.5	49.340	2:56.793	-	-	-	-	-	-	-



07 - 09 April 2023

**(01) BOSS GP : F1 90's & 2000's**

Circuit Paul Ricard (1CV2) (5.842 km)

**Race 1**

Lap by lap

Laps	Time	S1	S2	SP	S3	L. Lap	Laps	Time	S1	S2	SP	S3	L. Lap
------	------	----	----	----	----	--------	------	------	----	----	----	----	--------

**No. 77, CHECCO, Pos. 3**

1	15:21:48	1:34.960	36.950	229.4	57.019	3:08.929
2	15:24:24	56.955	41.984	226.9	56.648	2:35.587
3	15:26:40	35.157	45.594	124.1	55.467	2:16.218
4	15:29:28	40.215	1:00.093	163.6	1:07.052	2:47.360
5	15:31:27	33.169	35.098	236.1	50.993	1:59.260
6	15:33:26	33.622	35.171	238.9	50.296	1:59.089
7	15:35:23	33.050	34.884	233.5	49.115	1:57.049
8	15:37:22	31.872	36.391	227.4	51.079	1:59.342
9	15:40:21	43.446	1:11.198	204.7	1:04.578	2:59.222
-	-	-	-	-	-	-

**No. 81, FAGGIONATO Marc, Pos. 2**

1	15:21:49	1:35.280	36.752	220.2	57.707	3:09.739
2	15:24:24	56.599	42.520	213.0	55.960	2:35.079
3	15:26:41	35.420	45.447	139.7	55.677	2:16.544
4	15:29:28	40.279	1:00.445	137.9	1:06.525	2:47.249
5	15:31:26	33.058	34.983	236.1	49.801	1:57.842
6	15:33:18	31.107	34.046	232.0	47.404	1:52.557
7	15:35:15	32.447	34.079	226.9	49.682	1:56.208
8	15:37:15	31.666	36.319	218.4	52.564	2:00.549
9	15:40:21	49.134	1:11.065	202.3	1:05.392	3:05.591
-	-	-	-	-	-	-

**No. 118, CLAUSNITZER Henry, Pos. 6**

1	15:21:57	1:38.286	41.309	194.0	57.721	3:17.316
2	15:24:36	53.262	46.271	177.2	59.497	2:39.030
3	15:26:54	38.038	42.584	180.3	57.265	2:17.887
4	15:29:31	37.134	53.715	127.1	1:06.367	2:37.216
5	15:31:43	36.775	40.029	180.6	55.218	2:12.022
6	15:33:54	36.150	40.119	183.8	55.313	2:11.582
7	15:36:09	35.957	41.671	180.6	57.264	2:14.892
8	15:38:26	37.423	42.574	189.4	57.018	2:17.015
9	15:40:39	36.119	40.288	177.8	55.841	2:12.248
-	-	-	-	-	-	-

07 - 09 April 2023

**(01) BOSS GP : F1 90's & 2000's**

Circuit Paul Ricard (1CV2) (5.842 km)

**Race 1**

Classification on best sectors

Pos.	No.	Ideal L.time	B. Lap	Gap B.Lap	No.	Best S1	In Lap S1	No.	Best S2	In Lap S2	No.	Best S3	In Lap S3	No.	Best SP	In Lap SP
1	1	1:46.402	1:46.632	0.230	10	29.604	7	1	31.824	6	10	44.798	6	1	255.8	5
2	10	1:46.958	1:47.092	0.134	1	29.622	7	10	32.556	7	1	44.956	5	3	250.3	6
3	81	1:52.557	1:52.557	-	81	31.107	6	7	33.127	7	81	47.404	6	7	249.7	7
4	7	1:53.019	1:54.070	1.051	32	31.240	7	81	34.046	6	7	48.300	6	69	239.4	3
5	32	1:54.602	1:54.685	0.083	7	31.592	7	32	34.196	7	77	49.115	7	77	238.9	6
6	77	1:55.871	1:57.049	1.178	77	31.872	8	69	34.297	6	32	49.166	6	10	238.3	5
7	69	1:55.874	1:55.874	-	69	32.188	6	77	34.884	7	69	49.389	6	81	236.1	5
8	3	1:58.095	1:59.429	1.334	3	32.872	7	3	34.893	6	3	50.330	1	43	233.0	6
9	43	2:02.941	2:03.475	0.534	43	33.593	7	43	36.912	6	61	51.568	6	32	227.9	5
10	61	2:03.676	2:03.711	0.035	61	34.679	7	61	37.429	6	43	52.436	6	61	223.0	7
11	118	2:11.204	2:11.582	0.378	118	35.957	7	118	40.029	5	118	55.218	5	118	194.0	1
12	44	-	-	-	44	-	0	44	-	0	44	-	0	44	-	0
13	27	-	-	-	27	-	0	27	-	0	27	-	0	27	-	0
14	50	-	-	-	50	-	0	50	-	0	50	-	0	50	-	0

07 - 09 April 2023

**(01) BOSS GP : F1 90's & 2000's**

Circuit Paul Ricard (1CV2) (5.842 km)


**Race 2**

**Starting Grid**

Start time : 09/04/2023 15:15    Closing pre grid : 14:40    Duration : 00:25

<b>118</b>	CLAUSNITZER Henry 2:09.371 14	<b>43</b>	PEDETTI Giancarlo 2:04.166 13	<b>7</b>
<b>61</b>	PEYRE Jean-Christophe 2:00.984 12	<b>50</b>	MORETTI David 1:54.532 11	<b>6</b>
<b>69</b>	JACKERMEIER Thomas 1:54.243 10	<b>77</b>	CHECCO 1:52.646 9	<b>5</b>
<b>27</b>	GHIOTTO Marco 1:52.336 8	<b>32</b>	COLOMBO Simone 1:51.281 7	<b>4</b>
<b>81</b>	FAGGIONATO Marc 1:51.213 6	<b>10</b>	PIZZONIA Antonio 1:45.671 5	<b>3</b>
				<b>2</b>
<b>7</b>	EHNINGER Ulf 1:55.090 2	<b>1</b>	GERSTL Ingo 1:40.923 1	<b>1</b>

Pole position



07 - 09 April 2023

Circuit Paul Ricard (1CV2) (5.842 km)

**(01) BOSS GP : F1 90's & 2000's**

**Race 2**

Classification on the total laps

**Provisional Ranking**

Pos.	No.	Cat	Cat. P	Name	N	Car	Year	Total time	Laps	Gap 1st	Gap prev	B. Lap	In l
<b>Group : Group 1</b>													
1	1	F1	1	GERSTL Ingo	AUT	Toro Rosso STR1 - Cosworth TJ, 3000cc V10	2006	00:16:49.353	9	-	-	1:48.379	6
2	7	F1	2	EHNINGER Ulf	DEU	Benetton B197 - Judd, 4000cc V10	1997	00:17:23.464	9	34.111	34.111	1:54.170	3
<b>Group : Group 2</b>													
1	10	Open	1	PIZZONIA Antonio	BRA	Dallara World Series V8 - T12 - Gibson, 450...	2012	00:26:51.340	14	-	-	1:47.991	4
2	32	Formula	1	COLOMBO Simone	ITA	Dallara GP2 - Mecachrome, 4000cc V8	2011	00:26:52.163	14	0.823	0.823	1:51.503	13
3	27	Formula	2	GHIOTTO Marco	ITA	Dallara GP2 - Mecachrome, 4000cc V8	2011	00:26:53.896	14	2.556	1.733	1:50.823	5
4	77	Formula	3	CHECCO	ITA	Dallara GP2 - Mecachrome, 4000cc V8	2011	00:27:16.023	14	24.683	22.127	1:52.874	9
5	69	Formula	4	JACKERMEIER Thomas	DEU	Dallara GP2 - Mecachrome, 4000cc V8	2011	00:28:37.087	14	1:45.747	1:21.064	1:55.021	8
6	50	Formula	5	MORETTI David	FRA	Dallara GP2 - Mecachrome, 4000cc V8	2005	00:26:01.774	13	1 Lp.	1 Lp.	1:55.116	8
7	61	Formula	6	PEYRE Jean-Christophe	FRA	Lola Auto GP - Zytek, 3400cc V8	2005	00:27:41.440	13	1 Lp.	1:39.666	2:02.808	10
8	118	Super Lights	1	CLAUSNITZER Henry	DEU	Tatuus World Series - Renault , 3500cc V6	2003	00:28:55.110	13	1 Lp.	1:13.670	2:08.530	8
9	43	Formula	7	PEDETTI Giancarlo	ITA	Dallara GP2 - Mecachrome, 4000cc V8	2011	00:23:26.132	11	3 Lp.	2 Lp.	2:02.109	11
<b>WITHOUT 1 LAP</b>													
10	81	Formula	8	FAGGIONATO Marc	MCO	Dallara GP2 - Mecachrome, 4000cc V8	2011	-	0	-	-	-	0

B. Lap : 1:47.991 (194.7 km/h), (No.10) PIZZONIA Antonio

Results are provisional until the end of the protest period either 30 minutes after their official posting, subject to ongoing technical scrutineering checks or sporting incidents.

Race Director

*[Signature]* 15:54

Timekeeping

*[Signature]* 15:53

07 - 09 April 2023

**(01) BOSS GP : F1 90's & 2000's**

Circuit Paul Ricard (1CV2) (5.842 km)

**Race 2**

Classification on the total laps

**Final Ranking**

Pos.	No.	Cat	Cat. P	Name	N	Car	Year	Total time	Laps	Gap 1rst	Gap prev	B. Lap	In lap
<b>Group : Group 1</b>													
1	1	F1	1	GERSTL Ingo	AUT	Toro Rosso STR1 - Cosworth TJ, 3000cc V10	2006	00:16:49.353	9	-	-	1:48.379	6
2	7	F1	2	EHNINGER Uif	DEU	Benetton B197 - Judd, 4000cc V10	1997	00:17:23.464	9	34.111	34.111	1:54.170	3
<b>Group : Group 2</b>													
1	10	Open	1	PIZZONIA Antonio	BRA	Dallara World Series V8 - T12 - Gibson, 4500cc V8	2012	00:26:51.340	14	-	-	1:47.991	4
2	32	Formula	1	COLOMBO Simone	ITA	Dallara GP2 - Mecachrome, 4000cc V8	2011	00:26:52.163	14	0.823	0.823	1:51.503	13
3	27	Formula	2	GHIOTTO Marco	ITA	Dallara GP2 - Mecachrome, 4000cc V8	2011	00:26:53.896	14	2.556	1.733	1:50.823	5
4	77	Formula	3	CHECCO	ITA	Dallara GP2 - Mecachrome, 4000cc V8	2011	00:27:16.023	14	24.683	22.127	1:52.874	9
5	69	Formula	4	JACKERMEIER Thomas	DEU	Dallara GP2 - Mecachrome, 4000cc V8	2011	00:28:37.087	14	1:45.747	1:21.064	1:55.021	8
6	50	Formula	5	MORETTI David	FRA	Dallara GP2 - Mecachrome, 4000cc V8	2005	00:26:01.774	13	1 Lp.	1 Lp.	1:55.116	8
7	61	Formula	6	PEYRE Jean-Christophe	FRA	Lola Auto GP - Zytek, 3400cc V8	2005	00:27:41.440	13	1 Lp.	1:39.666	2:02.808	10
8	118	Super Lights	1	CLAUSNITZER Henry	DEU	Tatuus World Series - Renault , 3500cc V6	2003	00:28:55.110	13	1 Lp.	1:13.670	2:08.530	8
9	43	Formula	7	PEDETTI Giancarlo	ITA	Dallara GP2 - Mecachrome, 4000cc V8	2011	00:23:26.132	11	3 Lp.	2 Lp.	2:02.109	11
<b>WITHOUT 1 LAP</b>													
10	81	Formula	8	FAGGIONATO Marc	MCO	Dallara GP2 - Mecachrome, 4000cc V8	2011	-	0	-	-	-	0

**B. Lap : 1:47.991 (194.7 km/h), (No.10) PIZZONIA Antonio**

07 - 09 April 2023

**(01) BOSS GP : F1 90's & 2000's**

Circuit Paul Ricard (1CV2) (5.842 km)

**Race 2**

Classification on the total laps

**Final Ranking by category**

Pos.	No.	Cat	Cat. P	Name	N	Car	Year	Total time	Laps	Gap 1rst	Gap prev	B. Lap	In lap
<b>Cat : F1</b>													
1	1	F1	1	GERSTL Ingo	AUT	Toro Rosso STR1 - Cosworth TJ, 3000cc V10	2006	00:16:49.353	9	-	-	1:48.379	6
2	7	F1	2	EHNINGER Uif	DEU	Benetton B197 - Judd, 4000cc V10	1997	00:17:23.464	9	34.111	34.111	1:54.170	3
<b>Cat : Formula</b>													
1	32	Formula	1	COLOMBO Simone	ITA	Dallara GP2 - Mecachrome, 4000cc V8	2011	00:26:52.163	14	-	-	1:51.503	13
2	27	Formula	2	GHIOTTO Marco	ITA	Dallara GP2 - Mecachrome, 4000cc V8	2011	00:26:53.896	14	1.733	1.733	1:50.823	5
3	77	Formula	3	CHECCO	ITA	Dallara GP2 - Mecachrome, 4000cc V8	2011	00:27:16.023	14	23.860	22.127	1:52.874	9
4	69	Formula	4	JACKERMEIER Thomas	DEU	Dallara GP2 - Mecachrome, 4000cc V8	2011	00:28:37.087	14	1:44.924	1:21.064	1:55.021	8
5	50	Formula	5	MORETTI David	FRA	Dallara GP2 - Mecachrome, 4000cc V8	2005	00:26:01.774	13	1 Lp.	1 Lp.	1:55.116	8
6	61	Formula	6	PEYRE Jean-Christophe	FRA	Lola Auto GP - Zytek, 3400cc V8	2005	00:27:41.440	13	1 Lp.	1:39.666	2:02.808	10
7	43	Formula	7	PEDETTI Giancarlo	ITA	Dallara GP2 - Mecachrome, 4000cc V8	2011	00:23:26.132	11	3 Lp.	2 Lp.	2:02.109	11
<b>WITHOUT 1 LAP</b>													
8	81	Formula	8	FAGGIONATO Marc	MCO	Dallara GP2 - Mecachrome, 4000cc V8	2011	-	0	-	-	-	0
<b>Cat : Open</b>													
1	10	Open	1	PIZZONIA Antonio	BRA	Dallara World Series V8 - T12 - Gibson, 4500cc V8	2012	00:26:51.340	14	-	-	1:47.991	4
<b>Cat : Super Lights</b>													
1	118	Super Lights	1	CLAUSNITZER Henry	DEU	Tatuus World Series - Renault , 3500cc V6	2003	00:28:55.110	13	-	-	2:08.530	8

**B. Lap : 1:47.991 (194.7 km/h), (No.10) PIZZONIA Antonio**

07 - 09 April 2023

**(01) BOSS GP : F1 90's & 2000's**

Circuit Paul Ricard (1CV2) (5.842 km)

**Race 2**

Lap chart

Start : 1 7 10 81 32 27 77 69 50 61 43 118

Lap	1	7	10	81	32	27	77	69	50	61	43	118
Lap 0												
Lap 1	1	7	10	32	27	77	69	50	43	61	118	
Lap 2	1	7	10	32	27	77	69	50	43	61	118	
Lap 3	1	7	10	32	27	77	69	50	43	61	118	
Lap 4	1	7	10	32	27	77	69	50	43	61	118	
Lap 5	1	7	10	32	27	77	69	50	43	61	118	
Lap 6	1	10	7	32	27	77	69	50	43	61	118	
Lap 7	1	10	7	32	27	77	69	50	43	61	118	
Lap 8	1	10	7	32	27	77	69	50	43	61	118	
Lap 9	1	10	7	32	27	77	69	50	43	61	118	
Lap 10	10	32	27	77	50	69	43	61	118			
Lap 11	10	32	27	77	50	69	43	61	118			
Lap 12	10	32	27	77	50	69	61	118				
Lap 13	10	32	27	77	50	69	61	118				
Lap 14	10	32	27	77	69							

07 - 09 April 2023

(01) BOSS GP : F1 90's & 2000's

Circuit Paul Ricard (1CV2) (5.842 km)

Race 2

Lap by lap

Laps	Time	S1	S2	SP	S3	L. Lap	Laps	Time	S1	S2	SP	S3	L. Lap
<b>No. 1, GERSTL Ingo, Pos. 10</b>							<b>No. 32, COLOMBO Simone, Pos. 2</b>						
1	15:20:11	33.012	34.119	234.6	48.738	1:55.869	8	15:33:54	31.385	34.399	242.2	47.025	1:52.809
2	15:22:07	31.656	35.180	221.1	48.991	1:55.827	9	15:35:46	30.963	33.744	240.0	47.199	1:51.906
3	15:23:59	30.966	33.514	261.6	47.358	1:51.838	10	15:37:38	30.781	33.805	237.8	47.453	1:52.039
4	15:25:52	31.061	33.851	257.1	48.842	1:53.754	11	15:39:32	32.451	34.222	237.2	47.192	1:53.865
5	15:27:42	30.585	-	-	-	1:49.751	12	15:41:23	30.814	33.543	240.0	46.840	1:51.197
6	15:29:30	30.150	32.374	246.2	45.855	1:48.379	13	15:43:15	30.979	33.810	249.1	47.161	1:51.950
7	15:31:21	30.246	32.270	254.0	48.248	1:50.764	14	15:45:09	31.107	33.890	230.4	48.624	1:53.621
8	15:33:13	30.642	33.628	242.2	47.422	1:51.692	-	-	-	-	-	-	-
9	15:35:04	30.838	33.040	269.0	47.601	1:51.479	<b>No. 7, EHNINGER Ulf, Pos. 11</b>						
-	-	-	-	-	-	-	1	15:20:16	35.115	35.183	247.9	50.354	2:00.652
<b>No. 10, PIZZONIA Antonio, Pos. 1</b>							2	15:22:11	31.913	34.127	240.5	49.208	1:55.248
1	15:20:43	1:07.524	33.847	231.4	46.601	2:27.972	3	15:24:05	31.163	33.700	243.3	49.307	1:54.170
2	15:22:32	30.231	33.098	255.2	46.015	1:49.344	4	15:26:00	31.643	34.203	241.6	49.105	1:54.951
3	15:24:21	29.975	33.318	240.0	45.633	1:48.926	5	15:27:56	31.980	-	-	-	1:55.833
4	15:26:09	29.881	32.622	238.3	45.488	1:47.991	6	15:29:53	32.054	35.206	241.1	50.070	1:57.330
5	15:27:57	29.869	32.602	222.1	45.773	1:48.244	7	15:31:51	32.293	-	-	-	1:57.451
6	15:29:50	30.786	34.077	227.4	47.392	1:52.255	8	15:33:47	32.309	-	-	-	1:56.677
7	15:31:39	30.111	32.966	237.2	46.077	1:49.154	9	15:35:38	32.556	-	-	-	Pit In
8	15:33:30	29.949	32.799	239.4	48.217	1:50.965	-	-	-	-	-	-	-
9	15:35:27	30.518	33.893	211.7	52.575	1:56.986	<b>No. 43, PEDETTI Giancarlo, Pos. 9</b>						
10	15:37:29	34.145	38.270	207.9	49.372	2:01.787	1	15:21:03	1:14.559	38.911	232.0	54.648	2:48.118
11	15:39:28	33.249	36.837	201.1	49.439	1:59.525	2	15:23:09	34.533	37.598	229.9	53.349	2:05.480
12	15:41:20	31.421	33.741	250.3	46.845	1:52.007	3	15:25:12	34.019	37.209	231.4	52.619	2:03.847
13	15:43:11	30.513	33.607	245.0	47.041	1:51.161	4	15:27:16	34.262	36.687	232.5	53.002	2:03.951
14	15:45:06	30.054	34.873	229.9	50.096	1:55.023	5	15:29:19	33.718	36.274	236.7	52.582	2:02.574
-	-	-	-	-	-	-	6	15:31:23	33.611	36.308	234.0	54.550	2:04.469
<b>No. 27, GHIOTTO Marco, Pos. 3</b>							7	15:33:26	34.103	35.882	237.2	52.952	2:02.937
1	15:20:49	1:10.539	35.176	238.9	47.993	2:33.708	8	15:35:31	34.734	36.497	235.1	52.924	2:04.155
2	15:22:41	31.684	34.184	245.6	46.850	1:52.718	9	15:37:36	33.896	37.308	237.2	53.834	2:05.038
3	15:24:34	31.425	34.064	237.2	46.848	1:52.337	10	15:39:39	34.220	36.511	238.9	52.723	2:03.454
4	15:26:26	31.114	33.807	237.8	46.806	1:51.727	11	15:41:41	33.761	35.924	232.5	52.424	2:02.109
5	15:28:16	30.742	33.638	238.9	46.443	1:50.823	-	-	32.870	-	-	-	-
6	15:30:09	31.054	33.725	237.8	47.559	1:52.338	<b>No. 50, MORETTI David, Pos. 6</b>						
7	15:32:02	31.435	33.864	242.7	47.559	1:52.858	1	15:20:56	1:13.297	36.367	227.9	51.617	2:41.281
-	-	-	-	-	-	-	2	15:22:57	31.905	36.313	225.9	52.229	2:00.447
<b>No. 3, GHIOTTO Marco, Pos. 3</b>							3	15:24:54	31.758	35.499	221.6	49.825	1:57.082
1	15:20:49	1:10.539	35.176	238.9	47.993	2:33.708	4	15:26:50	31.547	34.918	227.9	49.895	1:56.360
2	15:22:41	31.684	34.184	245.6	46.850	1:52.718	5	15:28:46	31.721	34.827	228.4	49.563	1:56.111
3	15:24:34	31.425	34.064	237.2	46.848	1:52.337	6	15:30:42	31.675	35.163	230.9	48.813	1:55.651
4	15:26:26	31.114	33.807	237.8	46.806	1:51.727	7	15:32:38	31.487	34.625	225.9	49.881	1:55.993
5	15:28:16	30.742	33.638	238.9	46.443	1:50.823	8	15:34:33	31.499	34.710	237.8	48.907	1:55.116
6	15:30:09	31.054	33.725	237.8	47.559	1:52.338	-	-	-	-	-	-	-
7	15:32:02	31.435	33.864	242.7	47.559	1:52.858	-	-	-	-	-	-	-



07 - 09 April 2023

**(01) BOSS GP : F1 90's & 2000's**

Circuit Paul Ricard (1CV2) (5.842 km)

**Race 2**

Lap by lap

Laps	Time	S1	S2	SP	S3	L. Lap	Laps	Time	S1	S2	SP	S3	L. Lap
<b>No. 50, MORETTI David, Pos. 6</b>							8	15:34:10	31.321	34.126	236.1	48.812	1:54.259
9	15:36:29	31.589	<b>34.497</b>	237.8	49.418	1:55.504	9	15:36:03	31.430	<b>33.843</b>	238.9	47.601	<b>1:52.874</b>
10	15:38:26	31.799	35.681	232.5	49.721	1:57.201	10	15:37:57	31.431	34.019	236.1	48.720	1:54.170
11	15:40:21	31.565	34.782	233.0	48.825	1:55.172	11	15:39:50	31.342	34.168	228.9	47.765	1:53.275
12	15:42:17	<b>31.296</b>	35.076	<b>248.5</b>	49.528	1:55.900	12	15:41:43	31.410	34.009	<b>241.1</b>	47.566	1:52.985
13	15:44:17	32.642	36.982	243.3	50.332	1:59.956	13	15:43:37	31.641	34.895	233.5	47.857	1:54.393
-	-	32.235	-	-	-	-	14	15:45:31	31.698	34.646	238.9	<b>47.259</b>	1:53.603
<b>No. 61, PEYRE Jean-Christophe, Pos. 7</b>							<b>No. 118, CLAUSNITZER Henry, Pos. 8</b>						
1	15:21:04	1:13.385	40.590	216.1	54.560	2:48.535	1	15:21:07	1:15.005	40.918	185.7	56.248	2:52.171
2	15:23:09	35.236	37.594	222.6	52.759	2:05.589	2	15:23:19	36.147	39.607	182.5	56.310	2:12.064
3	15:25:14	34.579	37.583	223.0	52.516	2:04.678	3	15:25:30	36.163	39.614	183.1	55.155	2:10.932
4	15:27:18	34.709	37.339	224.0	52.277	2:04.325	4	15:27:41	35.930	39.581	183.1	55.212	2:10.723
5	15:29:23	34.540	37.535	222.6	52.893	2:04.968	5	15:29:51	35.558	39.576	180.0	55.412	2:10.546
6	15:31:28	34.812	37.573	218.8	52.858	2:05.243	6	15:32:03	36.048	39.629	187.4	55.894	2:11.571
7	15:33:33	35.042	-	-	-	2:05.030	7	15:34:13	35.879	39.395	180.3	54.961	2:10.235
8	15:35:37	34.328	37.244	220.7	52.436	2:04.008	8	15:36:22	35.306	<b>38.909</b>	183.8	54.315	<b>2:08.530</b>
9	15:37:42	34.577	36.977	<b>226.9</b>	52.749	2:04.303	9	15:38:31	35.298	39.331	178.7	54.622	2:09.251
10	15:39:45	34.263	36.868	222.6	<b>51.677</b>	<b>2:02.808</b>	10	15:40:40	35.152	39.045	<b>195.8</b>	54.415	2:08.612
11	15:41:48	34.067	<b>36.752</b>	222.6	52.271	2:03.090	11	15:42:48	<b>35.118</b>	39.175	184.7	<b>54.302</b>	2:08.595
12	15:43:51	<b>33.979</b>	37.802	222.1	51.688	2:03.469	12	15:44:59	35.436	39.808	189.4	55.677	2:10.921
13	15:45:56	34.780	38.243	218.8	52.371	2:05.394	13	15:47:10	35.714	40.127	174.8	55.118	2:10.959
-	-	-	-	-	-	-	-	-	-	-	-	-	-
<b>No. 69, JACKERMEIER Thomas, Pos. 5</b>							<b>No. 77, CHECCO, Pos. 4</b>						
1	15:20:54	1:11.632	36.569	236.1	50.717	2:38.918	1	15:20:51	1:11.052	35.535	<b>241.1</b>	48.954	2:35.541
2	15:22:56	33.803	36.856	229.9	51.168	2:01.827	2	15:22:45	32.075	33.927	238.9	48.546	1:54.548
3	15:24:53	32.201	35.038	235.6	49.991	1:57.230	3	15:24:39	31.522	34.326	233.0	48.412	1:54.260
4	15:26:49	<b>31.610</b>	34.933	<b>241.1</b>	49.724	1:56.267	4	15:26:34	<b>31.309</b>	34.670	228.9	48.142	1:54.121
5	15:28:46	32.091	34.362	234.0	49.769	1:56.222	5	15:28:27	31.325	34.134	234.0	48.052	1:53.511
6	15:30:41	32.015	34.342	229.9	49.191	1:55.548	6	15:30:22	32.396	34.303	<b>241.1</b>	48.487	1:55.186
7	15:32:37	31.894	<b>34.133</b>	231.4	49.755	1:55.782	7	15:32:16	31.555	34.243	234.0	47.499	1:53.297
8	15:34:32	31.681	34.351	231.4	<b>48.989</b>	<b>1:55.021</b>							
9	15:36:28	31.698	34.290	236.1	49.754	1:55.742							
10	15:38:27	32.170	35.542	231.4	51.200	1:58.912							
11	15:40:23	32.139	34.732	228.9	50.112	1:56.983							
12	15:42:24	32.179	36.368	235.6	52.035	2:00.582							
13	15:44:27	33.007	36.447	228.4	53.814	2:03.268							
14	15:46:52	36.961	46.482	151.7	1:01.342	2:24.785							
-	-	-	-	-	-	-							



Start : 15:18, Finish flag : 15:45

07 - 09 April 2023

**(01) BOSS GP : F1 90's & 2000's**

Circuit Paul Ricard (1CV2) (5.842 km)

**Race 2**

Classification on best sectors

Pos.	No.	Ideal L.time	B. Lap	Gap B.Lap	No.	Best S1	In Lap S1	No.	Best S2	In Lap S2	No.	Best S3	In Lap S3	No.	Best SP	In Lap SP
1	10	1:47.959	1:47.991	0.032	10	29.869	5	1	32.270	7	10	45.488	4	1	269.0	9
2	1	1:48.275	1:48.379	0.104	1	30.150	6	10	32.602	5	1	45.855	6	10	255.2	2
3	27	1:50.728	1:50.823	0.095	27	30.742	5	27	33.543	12	27	46.443	5	27	249.1	13
4	32	1:51.319	1:51.503	0.184	32	30.949	13	32	33.696	5	32	46.674	6	50	248.5	12
5	77	1:52.411	1:52.874	0.463	7	31.163	3	7	33.700	3	77	47.259	14	7	247.9	1
6	7	1:53.968	1:54.170	0.202	50	31.296	12	77	33.843	9	50	48.813	6	32	242.2	9
7	50	1:54.606	1:55.116	0.510	77	31.309	4	69	34.133	7	69	48.989	8	77	241.1	1
8	69	1:54.732	1:55.021	0.289	69	31.610	4	50	34.497	9	7	49.105	4	69	241.1	4
9	43	2:01.176	2:02.109	0.933	43	32.870	12	43	35.882	7	61	51.677	10	43	238.9	10
10	61	2:02.408	2:02.808	0.400	61	33.979	12	61	36.752	11	43	52.424	11	61	226.9	9
11	118	2:08.329	2:08.530	0.201	118	35.118	11	118	38.909	8	118	54.302	11	118	195.8	10
12	81	-	-	-	81	-	0	81	-	0	81	-	0	81	-	0



07 - 09 April 2023

(01) BOSS GP : F1 90's & 2000's

Circuit Paul Ricard (1CV2) (5.842 km)

Race 2

Leader for each laps

No.	Name	Car	Laps					
1	GERSTL Ingo	Toro Rosso STR1 - Cosworth TJ, 3000cc V10	1	->	9	=	9	9
10	PIZZONIA Antonio	Dallara World Series V8 - T12 - Gibson, 4500cc V8	10	->	14	=	5	5



Start : 15:18, Finish flag : 15:45